

Anti-ATG7/Apg7 Rabbit Monoclonal Antibody

Catalog Number: M00346


Overview

Product Name	Anti-ATG7/Apg7 Rabbit Monoclonal Antibody
Reactive Species	Human
Description	Boster Bio Anti-ATG7/Apg7 Rabbit Monoclonal Antibody catalog # M00346. Tested in WB, IHC, ICC/IF, IP, Flow Cytometry applications. This antibody reacts with Human.
Application	Flow Cytometry, IP, IF, IHC, ICC, WB
Clonality	Monoclonal FCA-1
Formulation	Rabbit IgG in stabilizing components, phosphate buffered saline, pH 7.4, 150mM NaCl, 0.02% sodium azide and 50% glycerol. *This antibody is supplied in a stabilized formulation. Compatibility with conjugation reactions depends on the chemistry of the conjugation method used. For conjugation methods that are not compatible with the stabilizing components present in this formulation, a carrier-free antibody format is required.
Storage Instructions	Store at -20°C for one year. For short term storage and frequent use, store at 4°C for up to one month. Avoid repeated freeze-thaw cycles.
Host	Rabbit
Uniprot ID	O95352

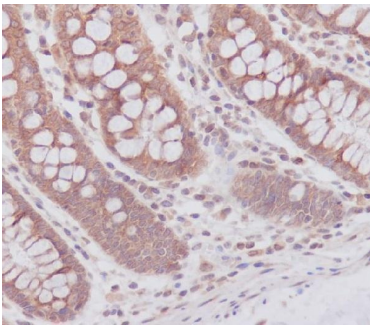
Technical Details

Immunogen	A synthesized peptide derived from human ATG7
Isotype	Rabbit IgG
Form	Liquid
Concentration	0.5mg/ml
Purification	Affinity-chromatography
Suggested Dilutions	WB 1:10000-1:50000 IHC 1:50-1:200 ICC/IF 1:50-1:200 IP 1:20 FC 1:20

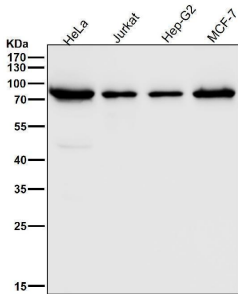
Anti-ATG7/Apg7 Rabbit Monoclonal Antibody (M00346) Images




All lanes use the Antibody at 1:1W dilution for 1 hour at room temperature.



Immunohistochemical analysis of paraffin-embedded human colon, using ATG7 Antibody.



All lanes use the Antibody at 1:1W dilution for 1 hour at room temperature.



Western blot analysis of ATG7 expression in HepG2 cell lysate.

Submit a product review to Biocompare.com

Submit a review of this product to Biocompare.com to receive a \$20 Amazon.com giftcard! Your reviews help your fellow scientists make the right decisions. Thank you for your contribution.



Anti-ATG7/Apg7 Rabbit Monoclonal Antibody

For Research Use Only. Not for use in diagnostic procedures.