

## Anti-CEACAM5 / CEA / CD66e Reference Antibody (tusamitamab)

Catalog Number: M00356-5

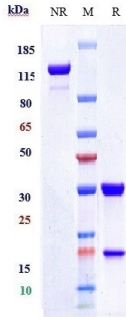
### Overview

Product Name	Anti-CEACAM5 / CEA / CD66e Reference Antibody (tusamitamab)
Reactive Species	Cynomolgus monkey, Human
Description	Boster Bio Anti-CEACAM5 / CEA / CD66e Reference Antibody (tusamitamab) (Catalog # M00356-5). Tested in Flow Cytometry, ELISA, FTA. This antibody reacts with Cynomolgus monkey, Human. Endotoxin: < 0.343EU/ug,determined by LAL method. Expression system: CHO Cell
Application	ELISA, Flow Cytometry, Functional Assay, Kinetics
Clonality	Monoclonal
Formulation	Purified monoclonal antibody supplied in PBS, pH6.0, without preservative.This antibody is purified through a protein A column.
Storage Instructions	Maintain refrigerated at 2-8°C for up to 2 weeks. For long-term storage, aliquot and store at -20°C to avoid repeated freeze-thaw cycles.
Uniprot ID	P06731

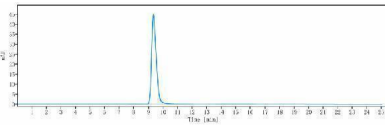
### Technical Details

Isotype	IgG1
Form	Liquid

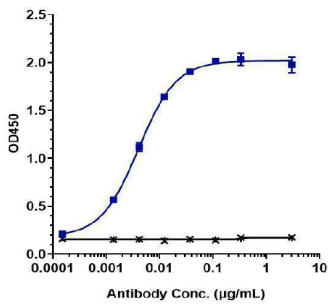
## Anti-CEACAM5 / CEA / CD66e Reference Antibody (tusamitamab) (M00356-5) Images



Anti-CEACAM5/CEA/CD66e Reference Antibody (tusamitamab) on SDS-PAGE under reducing (R) condition. The gel was stained with Coomassie Blue. The purity of the protein is greater than 95%



The purity of Anti-CEACAM5/CEA/CD66e Reference Antibody (tusamitamab) is more than 95.93%



Immobilized human CEACAM5 His at 2 µg/mL can bind Anti-CEACAM5/CEA/CD66e Reference Antibody (tusamitamab)

### Submit a product review to [Biocompare.com](https://www.biocompare.com)

Submit a review of this product to [Biocompare.com](https://www.biocompare.com) to receive a \$20 Amazon.com giftcard! Your reviews help your fellow scientists make the right decisions. Thank you for your contribution.



Anti-CEACAM5 / CEA / CD66e Reference Antibody (tusamitamab)

For Research Use Only. Not for use in diagnostic procedures.