

Anti-CD47 Reference Antibody (magrolimab)

Catalog Number: M00360-7

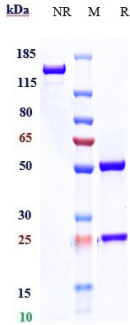
Overview

Product Name	Anti-CD47 Reference Antibody (magrolimab)
Reactive Species	Human, Mouse
Description	Boster Bio Anti-CD47 Reference Antibody (magrolimab) (Catalog # M00360-7). Tested in Flow Cytometry, ELISA, FTA. This antibody reacts with Human, Mouse. Endotoxin: < 0.353EU/ug,determined by LAL method. Expression system: CHO Cell
Application	ELISA, Flow Cytometry, Functional Assay, Kinetics
Clonality	Monoclonal
Formulation	Purified monoclonal antibody supplied in PBS, pH6.0, without preservative.This antibody is purified through a protein A column.
Storage Instructions	Maintain refrigerated at 2-8°C for up to 2 weeks. For long-term storage, aliquot and store at -20°C to avoid repeated freeze-thaw cycles.
Uniprot ID	Q08722

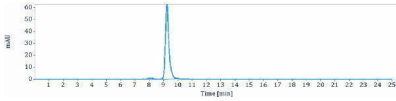
Technical Details

Isotype	IgG4
Form	Liquid

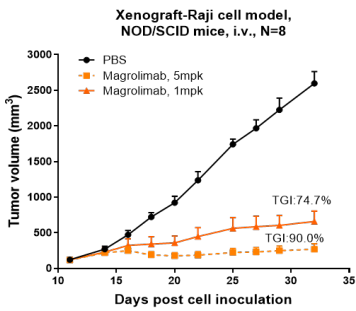
Anti-CD47 Reference Antibody (magrolimab) (M00360-7) Images



Anti-CD47 Reference Antibody (magrolimab) on SDS-PAGE under reducing (R) condition. The gel was stained with Coomassie Blue. The purity of the protein is greater than 95%



The purity of Anti-CD47 Reference Antibody (magrolimab) is more than 98.18%



Magrolimab inhibited the tumor growth of Raji on NOD.SCID mice. The result showed significant anti-tumor effects

Submit a product review to Biocompare.com

Submit a review of this product to Biocompare.com to receive a \$20 Amazon.com giftcard! Your reviews help your fellow scientists make the right decisions. Thank you for your contribution.



Anti-CD47 Reference Antibody (magrolimab)

For Research Use Only. Not for use in diagnostic procedures.