

Anti-Retinoic Acid Receptor alpha (RARA) Mouse Monoclonal Antibody [Clone ID: OT12C3]

Catalog Number: M00392-1

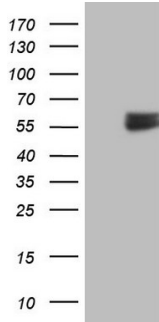
Overview

Product Name	Anti-Retinoic Acid Receptor alpha (RARA) Mouse Monoclonal Antibody [Clone ID: OT12C3]
Reactive Species	Human, Mouse, Rat
Description	Boster Bio RARA mouse monoclonal antibody, clone OT12C3 (formerly 2C3). Catalog# M00392-1. Tested in IHC, WB. This antibody reacts with Human, Mouse, Rat.
Application	IHC, WB
Clonality	Monoclonal OT12C3
Formulation	PBS (pH 7.3) containing 1% stabilizing protein, 50% glycerol and 0.02% sodium azide. This antibody is supplied in a stabilized formulation. Compatibility with conjugation reactions depends on the chemistry of the conjugation method used. For conjugation methods that are not compatible with the stabilizing components present in this formulation, a carrier-free antibody format is required.
Storage Instructions	Store at -20°C as received.
Host	Mouse
Uniprot ID	P10276

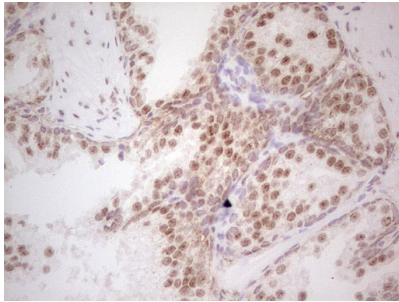
Technical Details

Immunogen	Human recombinant protein fragment corresponding to amino acids 52-299 of human RARA (NP_000955) produced in E.coli.
Isotype	IgG1
Concentration	1 mg/ml
Purification	Purified from mouse ascites fluids or tissue culture supernatant by affinity chromatography (protein A/G)
Suggested Dilutions	WB 1:2000 IHC 1:150

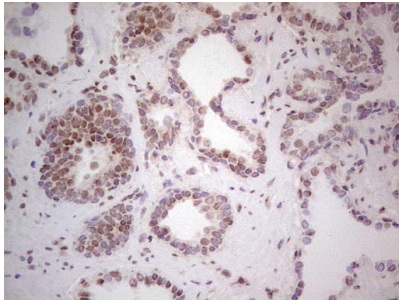
Anti-Retinoic Acid Receptor alpha (RARA) Mouse Monoclonal Antibody [Clone ID: OTI2C3] (M00392-1) Images



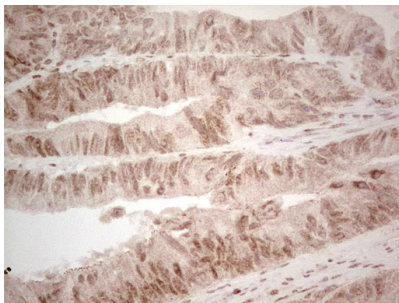
HEK293T cells were transfected with the pCMV6-ENTRY control (Left lane) or pCMV6-ENTRY RARA (Right lane) cDNA for 48 hrs and lysed. Equivalent amounts of cell lysates (5 ug per lane) were separated by SDS-PAGE and immunoblotted with anti-RARA.



Immunohistochemical staining of paraffin-embedded Human prostate tissue within the normal limits using anti-RARA mouse monoclonal antibody. (Heat-induced epitope retrieval by 1 mM EDTA in 10mM Tris)



Immunohistochemical staining of paraffin-embedded Carcinoma of Human prostate tissue using anti-RARA mouse monoclonal antibody. (Heat-induced epitope retrieval by 1 mM EDTA in 10mM Tris)



Immunohistochemical staining of paraffin-embedded Adenocarcinoma of Human colon tissue using anti-RARA mouse monoclonal antibody. (Heat-induced epitope retrieval by 1 mM EDTA in 10mM Tris)

Submit a product review to [Biocompare.com](https://www.biocompare.com)

Submit a review of this product to [Biocompare.com](https://www.biocompare.com) to receive a \$20 Amazon.com giftcard! Your reviews help your fellow scientists make the right decisions. Thank you for your contribution.



Anti-Retinoic Acid Receptor alpha (RARA) Mouse Monoclonal Antibody [Clone ID: OT12C3]

For Research Use Only. Not for use in diagnostic procedures.