

Anti-Spastin Rabbit Monoclonal Antibody, Clone#RM346

Catalog Number: M00521


Overview

Product Name	Anti-Spastin Rabbit Monoclonal Antibody, Clone#RM346
Reactive Species	Human
Description	Boster Bio Anti-Spastin Rabbit Monoclonal Antibody, Clone#RM346 (Catalog # M00521). Tested in IHC, WB applications. This antibody reacts with Human.
Application	IHC, WB
Clonality	Monoclonal RM346
Formulation	50% Glycerol/PBS with 1% stabilizing protein and 0.09% sodium azide This antibody is supplied in a stabilized formulation. Compatibility with conjugation reactions depends on the chemistry of the conjugation method used. For conjugation methods that are not compatible with the stabilizing components present in this formulation, a carrier-free antibody format is required.
Storage Instructions	Store at -20°C for one year. Avoid repeated freeze-thaw cycles.
Host	Rabbit
Uniprot ID	Q9UBP0

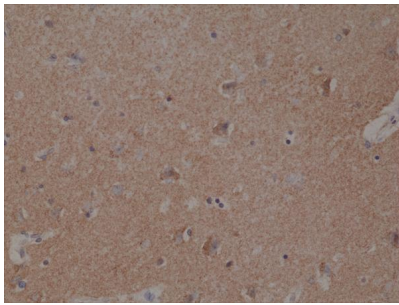
Technical Details

Immunogen	A peptide corresponding to the N-terminus of human Spastin.
Cross Reactivity	This antibody reacts to human Spastin.
Isotype	Rabbit IgG
Form	Liquid
Concentration	0.5-1mg/ml, actual concentration vary by lot. Use suggested dilution ratio to decide dilution procedure.
Purification	Protein A affinity purified from an animal origin-free culture supernatant
Suggested Dilutions	Immunohistochemistry (IHC): 1:500-1:1000 dilution WB: 1:500-1:1000 dilution.

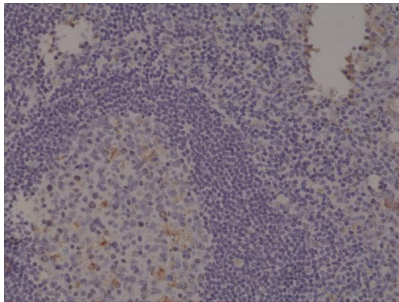
Anti-Spastin Rabbit Monoclonal Antibody, Clone#RM346 (M00521) Images



Western Blotting result Western Blot of lysate from HeLa cells, transfected with Control siRNA (1) or Spastin siRNA, using anti-Spastin rabbit monoclonal antibody (Clone RM346) at a 1:500 dilution.



IHC result Immunohistochemical staining of formalin fixed and paraffin embedded human Brain tissue section using anti-Spastin rabbit monoclonal antibody (Clone RM346) at a 1:1000 dilution.



IHC result Immunohistochemical staining of formalin fixed and paraffin embedded human Tonsil tissue section using anti-Spastin rabbit monoclonal antibody (Clone RM346) at a 1:1000 dilution.

Submit a product review to Biocompare.com

Submit a review of this product to Biocompare.com to receive a \$20 Amazon.com giftcard! Your reviews help your fellow scientists make the right decisions. Thank you for your contribution.



Anti-Spastin Rabbit Monoclonal Antibody, Clone#RM346

For Research Use Only. Not for use in diagnostic procedures.