

Anti-Integrin beta 3 ITGB3 Rabbit Monoclonal Antibody

Catalog Number: M00587-1

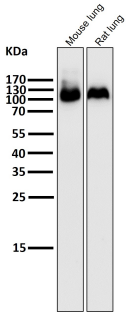
Overview

Product Name	Anti-Integrin beta 3 ITGB3 Rabbit Monoclonal Antibody
Reactive Species	Human, Mouse, Rat
Description	Boster Bio Anti-Integrin beta 3 ITGB3 Rabbit Monoclonal Antibody catalog # M00587-1. Tested in WB, IHC, ICC/IF applications. This antibody reacts with Human, Mouse, Rat.
Application	IF, IHC, ICC, WB
Clonality	Monoclonal BFE-9
Formulation	Rabbit IgG in stabilizing components, phosphate buffered saline, pH 7.4, 150mM NaCl, 0.02% sodium azide and 50% glycerol. *This antibody is supplied in a stabilized formulation. Compatibility with conjugation reactions depends on the chemistry of the conjugation method used. For conjugation methods that are not compatible with the stabilizing components present in this formulation, a carrier-free antibody format is required.
Storage Instructions	Store at -20°C for one year. For short term storage and frequent use, store at 4°C for up to one month. Avoid repeated freeze-thaw cycles.
Host	Rabbit
Uniprot ID	P05106

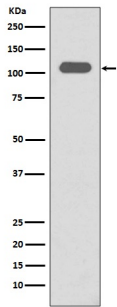
Technical Details

Immunogen	A synthesized peptide derived from human Integrin beta 3
Isotype	Rabbit IgG
Form	Liquid
Concentration	0.5mg/ml
Purification	Affinity-chromatography
Suggested Dilutions	WB 1:500-2000 IHC 1:50-200 ICC/IF 1:50-200

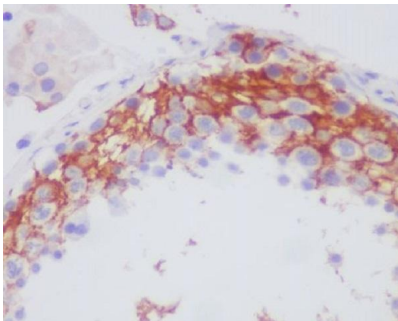
Anti-Integrin beta 3 ITGB3 Rabbit Monoclonal Antibody (M00587-1) Images



All lanes use the Antibody at 1:5K dilution for 1 hour at room temperature.



Western blot analysis of Integrin beta3 expression in human spleen lysate.



Immunohistochemical analysis of paraffin-embedded human testis, using Integrin beta 3 Antibody .

3 Publications Citing This Product

1. PubMed ID: 33536035, Zhou L, Li C, Liu X, Zhang T. Effect of Irisin on LIF and integrin α v β 3 in rats of implantation failure. *Reprod Biol Endocrinol*. 2021 Feb 3;19(1):18. doi:10.1186/s12958-021-00700-9. PMID:33536035; PMCID:PMC7856750.
2. PubMed ID: 21747684, Study on the Expression and Clinical Significances of Lewis y Antigen and Integrin α v, β 3 in Epithelial Ovarian Tumors
3. PubMed ID: 18200665, Correlation of integrin α 3 β 23 mRNA and vascular endothelial growth factor protein expression profiles with the clinicopathological features and prognosis of α 2026

Visit [bosterbio.com/anti-integrin-beta-3-rabbit-monoclonal-antibody-m00587-1-boster.html](https://www.bosterbio.com/anti-integrin-beta-3-rabbit-monoclonal-antibody-m00587-1-boster.html) to see all 3 publications.

Submit a product review to [Biocompare.com](https://www.biocompare.com)

Submit a review of this product to [Biocompare.com](https://www.biocompare.com) to receive a \$20 Amazon.com giftcard! Your



reviews help your fellow scientists make the right decisions. Thank you for your contribution.

Anti-Integrin beta 3 ITGB3 Rabbit Monoclonal Antibody

For Research Use Only. Not for use in diagnostic procedures.