

Anti-Akt2 Monoclonal Antibody

Catalog Number: M00725-2

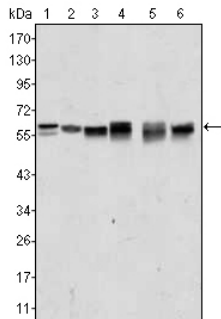
Overview

Product Name	Anti-Akt2 Monoclonal Antibody
Reactive Species	Human, Monkey, Rat
Description	Boster Bio Anti-Akt2 Monoclonal Antibody catalog # M00725-2. Tested in ELISA, IF, IHC, WB applications. This antibody reacts with Human, Monkey, Rat.
Application	ELISA, IF, IHC, WB
Clonality	Monoclonal 1B6
Formulation	Ascitic fluid containing 0.03% sodium azide.
Storage Instructions	Store at -20°C for one year. For short term storage and frequent use, store at 4°C for up to one month. Avoid repeated freeze-thaw cycles.
Host	Mouse
Uniprot ID	P31751

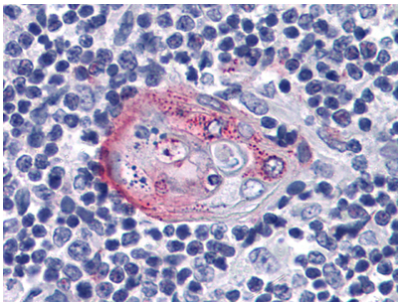
Technical Details

Immunogen	Purified recombinant fragment of human Akt2 expressed in E. Coli.
Cross Reactivity	No cross reactivity with other proteins.
Isotype	IgG
Form	Liquid
Concentration	1 mg/ml
Purification	Affinity purification
Suggested Dilutions	WB 1:500-1:2000 IHC 1:200-1:1000 IF 1:200-1:1000 ELISA 1:10000

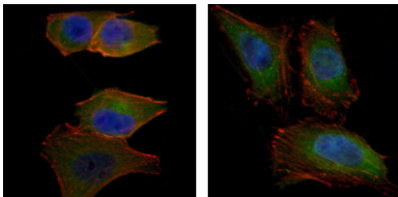
Anti-Akt2 Monoclonal Antibody (M00725-2) Images



Western Blot analysis using Akt2 Monoclonal Antibody against A431 (1), Jurkat (2), HEK293 (3), A549 (4), MCF-7 (5) and PC-12 (6) cell lysate.



Immunohistochemistry analysis of paraffin-embedded human Thymus tissues with AEC staining using Akt2 Monoclonal Antibody.



Immunofluorescence analysis of PANC-1 (left) and HeLa (right) cells using Akt2 Monoclonal Antibody (green). Blue: DRAQ5 fluorescent DNA dye. Red: Actin filaments have been labeled with Alexa Fluor-555 phalloidin.

Submit a product review to [Biocompare.com](https://www.biocompare.com)

Submit a review of this product to [Biocompare.com](https://www.biocompare.com) to receive a \$20 Amazon.com giftcard! Your reviews help your fellow scientists make the right decisions. Thank you for your contribution.



Anti-Akt2 Monoclonal Antibody

For Research Use Only. Not for use in diagnostic procedures.