

## Anti-DDX3 (6G8) monoclonal DDX3X Antibody

Catalog Number: M00751-1

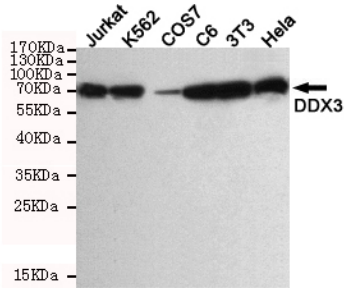
### Overview

Product Name	Anti-DDX3 (6G8) monoclonal DDX3X Antibody
Reactive Species	Human, Mouse, Rat
Description	Boster Bio Anti-DDX3 (6G8) monoclonal DDX3X Antibody catalog # M00751-1. Tested in WB,ICC,IP applications. This antibody reacts with Human,Mouse,Rat.
Application	IP, ICC, WB
Clonality	Monoclonal 5G6
Formulation	1mg/ml in PBS with 0.02% sodium azide, 50% glycerol, pH7.2
Storage Instructions	Store at -20°C for one year. For short term storage and frequent use, store at 4°C for up to one month. Avoid repeated freeze-thaw cycles.
Host	Mouse
Uniprot ID	O00571

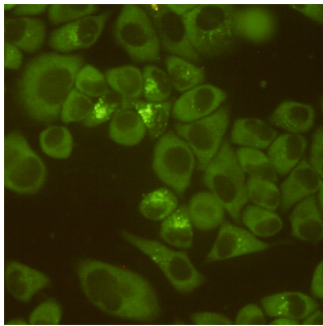
### Technical Details

Immunogen	Purified recombinant human DDX3 protein fragments expressed in E.coli.
Cross Reactivity	No cross reactivity with other proteins.
Isotype	IgG
Form	Liquid
Concentration	1 mg/ml
Purification	The antibody was affinity-purified from mouse ascites by affinity-chromatography using epitope-specific immunogen and the purity is > 95% (by SDS-PAGE).
Suggested Dilutions	WB: 1:1000 IP: 1:50-200 ICC: 1:50-200

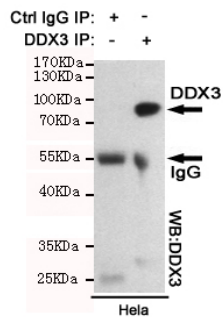
## Anti-DDX3 (6G8) monoclonal DDX3X Antibody (M00751-1) Images



Western blot detection of DDX3 in HeLa,3T3,C6,COS7,K562 and Jurkat cell lysate using DDX3 mouse mAb (1:1000 diluted).



Immunocytochemistry staining of HeLa cells fixed with 4% Paraformaldehyde and using DDX3 mouse mAb (dilution 1:200).



Immunoprecipitation analysis of HeLa cell lysates using DDX3 mouse mAb.

**Submit a product review to Biocompare.com**

Submit a review of this product to Biocompare.com to receive a \$20 Amazon.com giftcard! Your reviews help your fellow scientists make the right decisions. Thank you for your contribution.



Anti-DDX3 (6G8) monoclonal DDX3X Antibody

For Research Use Only. Not for use in diagnostic procedures.