

Anti-Collagen III Rabbit Monoclonal Antibody

Catalog Number: M00788-2

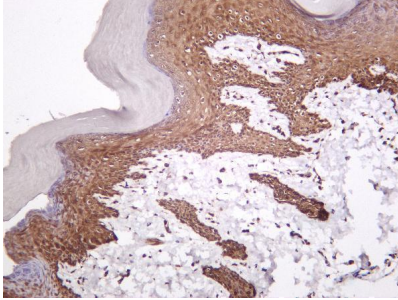
Overview

| | |
|----------------------|--|
| Product Name | Anti-Collagen III Rabbit Monoclonal Antibody |
| Reactive Species | Human, Mouse, Rat |
| Description | This Recombinant Rabbit Monoclonal Antibody detects endogenous levels of Collagen III protein. Validated for research with WB,IHC,IF,IP,ELISA applications. Anti Collagen III is reactive for Human, Mouse, Rat samples |
| Application | ELISA, IP, IF, IHC, WB |
| Clonality | Monoclonal |
| Formulation | PBS, 50% glycerol, 0.05% Proclin 300, 0.05% stabilizing protein This antibody is supplied in a stabilized formulation. Compatibility with conjugation reactions depends on the chemistry of the conjugation method used. For conjugation methods that are not compatible with the stabilizing components present in this formulation, a carrier-free antibody format is required. |
| Storage Instructions | Store at -20°C/1 year |
| Host | Rabbit |
| Uniprot ID | P02461 |

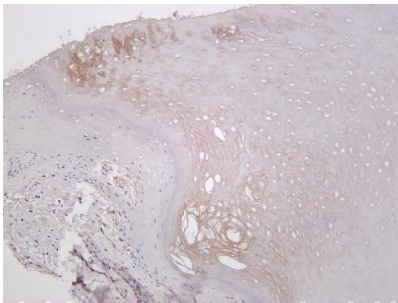
Technical Details

| | |
|---------------------|--|
| Isotype | IgG, Kappa |
| Purification | Protein A |
| Suggested Dilutions | IHC 1:20-1:100 WB 1:1000-1:5000 IF 1:200-1:1000 ELISA 1:5000-1:20000 IP 1:50-1:200 |

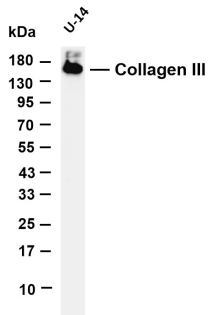
Anti-Collagen III Rabbit Monoclonal Antibody (M00788-2) Images



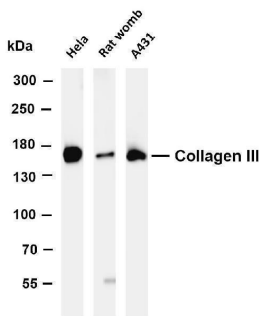
Rat skin was stained with anti-Collagen III rabbit antibody



Human skin was stained with anti-Collagen III rabbit antibody



Various whole cell lysates were separated by 4-20% SDS-PAGE, and the membrane was blotted with anti-Collagen III antibody. The HRP-conjugated Goat anti-Rabbit IgG(H + L) antibody was used to detect the antibody. Lane 1: U-14
Predicted band size: 138kDa Observed band size: 150kDa



Various whole cell lysates were separated by 4-8% SDS-PAGE, and the membrane was blotted with anti-Collagen III antibody. The HRP-conjugated Goat anti-Rabbit IgG(H + L) antibody was used to detect the antibody. Lane 1: HeLa Lane 2: Rat womb Lane 3: A431 Predicted band size: 138kDa Observed band size: 150kDa

Submit a product review to [Biocompare.com](https://www.biocompare.com)

Submit a review of this product to [Biocompare.com](https://www.biocompare.com) to receive a \$20 Amazon.com giftcard! Your reviews help your fellow scientists make the right decisions. Thank you for your contribution.



For Research Use Only. Not for use in diagnostic procedures.