

Anti-GRP78 BiP HSPA5 Rabbit Monoclonal Antibody

Catalog Number: M00955-1

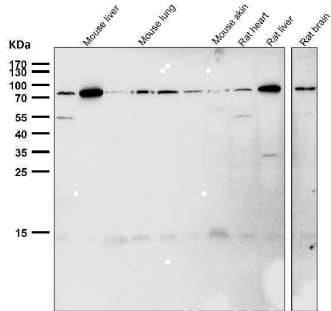
Overview

Product Name	Anti-GRP78 BiP HSPA5 Rabbit Monoclonal Antibody
Reactive Species	Human, Mouse, Rat
Description	Boster Bio Anti-GRP78 BiP HSPA5 Rabbit Monoclonal Antibody catalog # M00955-1. Tested in WB, IHC applications. This antibody reacts with Human, Mouse, Rat.
Application	IHC, WB
Clonality	Monoclonal AII-8
Formulation	Rabbit IgG in stabilizing components, phosphate buffered saline, pH 7.4, 150mM NaCl, 0.02% sodium azide and 50% glycerol. *This antibody is supplied in a stabilized formulation. Compatibility with conjugation reactions depends on the chemistry of the conjugation method used. For conjugation methods that are not compatible with the stabilizing components present in this formulation, a carrier-free antibody format is required.
Storage Instructions	Store at -20°C for one year. For short term storage and frequent use, store at 4°C for up to one month. Avoid repeated freeze-thaw cycles.
Host	Rabbit
Uniprot ID	P11021

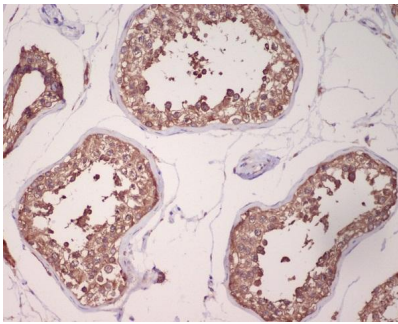
Technical Details

Immunogen	A synthesized peptide derived from human GRP78 BiP
Isotype	Rabbit IgG
Form	Liquid
Concentration	0.5mg/ml
Purification	Affinity-chromatography
Suggested Dilutions	WB 1:500-1:2000 IHC 1:50-1:200


Anti-GRP78 BiP HSPA5 Rabbit Monoclonal Antibody (M00955-1) Images



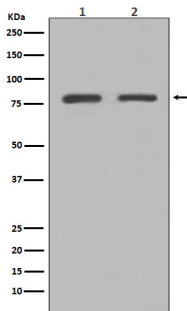
All lanes use the Antibody at 1:1K dilution for 1 hour at room temperature.



Immunohistochemical analysis of paraffin-embedded human testis, using GRP78 BiP Antibody.



All lanes use the Antibody at 1:2K dilution for 1 hour at room temperature.



Western blot analysis of GRP78 BiP expression in (1) HeLa cell lysate; (2) C6 cell lysate.

5 Publications Citing This Product

1. PubMed ID: -, Pei-pef Fang,Chen-wei Pan,Wei Lin,Jie Li,Shan-shan Huang,Guang-yao Zhou,Wen-jun Du,Qiang Li, "ASK1 Enhances Angiotensin II-Induced Liver Fibrosis In Vitro by Mediating Endoplasmic Reticulum Stress-Dependent Exosomes",Mediators of Inflammation,vol.2020,Art

2. PubMed ID: 25878598, Ulinastatin suppresses endoplasmic reticulum stress and apoptosis in the hippocampus of rats with acute paraquat poisoning

3. PubMed ID: 27738755, Ibutilide protects against cardiomyocytes injury via inhibiting endoplasmic reticulum and mitochondrial stress pathways

Visit bosterbio.com/anti-grp78-bip-rabbit-monoclonal-antibody-m00955-1-boster.html to see all 5 publications.

Submit a product review to Biocompare.com

Submit a review of this product to Biocompare.com to receive a \$20 Amazon.com giftcard! Your reviews help your fellow scientists make the right decisions. Thank you for your contribution.



Anti-GRP78 BiP HSPA5 Rabbit Monoclonal Antibody

For Research Use Only. Not for use in diagnostic procedures.