

Anti-Factor I (CFI) Mouse Monoclonal Antibody [Clone ID: OT17C9]

Catalog Number: M00973-1


Overview

Product Name	Anti-Factor I (CFI) Mouse Monoclonal Antibody [Clone ID: OT17C9]
Reactive Species	Human
Description	Boster Bio CFI mouse monoclonal antibody, clone OT17C9 (formerly 7C9). Catalog# M00973-1. Tested in IHC, WB. This antibody reacts with Human.
Application	IHC, WB
Clonality	Monoclonal OT17C9
Formulation	PBS (pH 7.3) containing 1% stabilizing protein, 50% glycerol and 0.02% sodium azide. This antibody is supplied in a stabilized formulation. Compatibility with conjugation reactions depends on the chemistry of the conjugation method used. For conjugation methods that are not compatible with the stabilizing components present in this formulation, a carrier-free antibody format is required.
Storage Instructions	Store at -20°C as received.
Host	Mouse
Uniprot ID	P05156

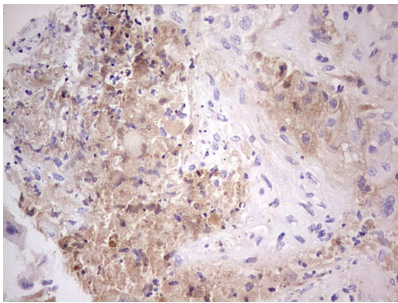
Technical Details

Immunogen	Human recombinant protein fragment corresponding to amino acids 340-583 of human CFI (NP_000195) produced in E.coli.
Isotype	IgG2a
Concentration	1 mg/ml
Purification	Purified from mouse ascites fluids or tissue culture supernatant by affinity chromatography (protein A/G)
Suggested Dilutions	WB 1:2000

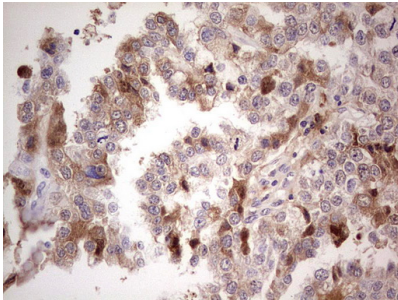
Anti-Factor I (CFI) Mouse Monoclonal Antibody [Clone ID: OTI7C9] (M00973-1) Images



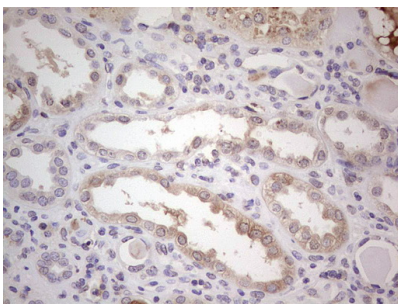
HEK293T cells were transfected with the pCMV6-ENTRY control (Left lane) or pCMV6-ENTRY CFI (Right lane) cDNA for 48 hrs and lysed. Equivalent amounts of cell lysates (5 ug per lane) were separated by SDS-PAGE and immunoblotted with anti-CFI.



Immunohistochemical staining of paraffin-embedded Carcinoma of Human lung tissue using anti-CFI mouse monoclonal antibody. (M00973-1) Dilution: 1:150



Immunohistochemical staining of paraffin-embedded Adenocarcinoma of Human ovary tissue using anti-CFI mouse monoclonal antibody. (M00973-1) Dilution: 1:150



Immunohistochemical staining of paraffin-embedded Human Kidney tissue within the normal limits using anti-CFI mouse monoclonal antibody. (M00973-1) Dilution: 1:150

Submit a product review to Biocompare.com

Submit a review of this product to Biocompare.com to receive a \$20 Amazon.com giftcard! Your reviews help your fellow scientists make the right decisions. Thank you for your contribution.



For Research Use Only. Not for use in diagnostic procedures.