

Anti-MRP2 (ABCC2) Mouse Monoclonal Antibody [Clone ID: OTI5C3]

Catalog Number: M00974-1

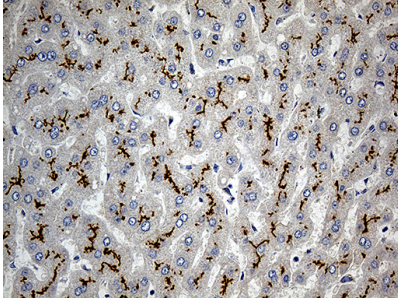
Overview

Product Name	Anti-MRP2 (ABCC2) Mouse Monoclonal Antibody [Clone ID: OTI5C3]
Reactive Species	Human, Rat
Description	Boster Bio ABCC2 mouse monoclonal antibody, clone OTI5C3. Catalog# M00974-1. Tested in IHC, WB. This antibody reacts with Human, Rat.
Conjugate	Unconjugated
Application	IHC, WB
Clonality	Monoclonal OTI5C3
Formulation	PBS (pH 7.3) containing 1% stabilizing protein, 50% glycerol and 0.02% sodium azide. This antibody is supplied in a stabilized formulation. Compatibility with conjugation reactions depends on the chemistry of the conjugation method used. For conjugation methods that are not compatible with the stabilizing components present in this formulation, a carrier-free antibody format is required.
Storage Instructions	Store at -20°C for one year. For short term storage and frequent use, store at 4°C for up to one month. Avoid repeated freeze-thaw cycles.
Host	Mouse
Uniprot ID	Q92887

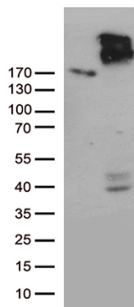
Technical Details

Immunogen	Human recombinant protein fragment corresponding to amino acids 1256-1545 of human ABCC2 (NP_000383) produced in E.coli.
Isotype	IgG1
Concentration	1 mg/ml
Purification	Purified from mouse ascites fluids or tissue culture supernatant by affinity chromatography (protein A/G)
Suggested Dilutions	WB 1:500 IHC 1:5000

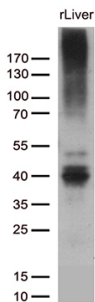
Anti-MRP2 (ABCC2) Mouse Monoclonal Antibody [Clone ID: OTI5C3] (M00974-1) Images



Immunohistochemical staining of paraffin-embedded Human liver tissue within the normal limits using anti-ABCC2 mouse monoclonal antibody. (Heat-induced epitope retrieval by 1mM EDTA in 10mM Tris buffer (pH8.5) at 120°C for 3min)



HEK293T cells were transfected with the pCMV6-ENTRY control (Left lane) or pCMV6-ENTRY ABCC2 (Right lane) cDNA for 48 hrs and lysed. Equivalent amounts of cell lysates (5 ug per lane) were separated by SDS-PAGE and immunoblotted with anti-ABCC2 (1:500).



Western blot analysis of extracts (35ug) from rat liver lysates by using anti-ABCC2 monoclonal antibody (1:500).

Submit a product review to Biocompare.com

Submit a review of this product to Biocompare.com to receive a \$20 Amazon.com giftcard! Your reviews help your fellow scientists make the right decisions. Thank you for your contribution.



Anti-MRP2 (ABCC2) Mouse Monoclonal Antibody [Clone ID: OTI5C3]

For Research Use Only. Not for use in diagnostic procedures.