

Anti-TDP43 Rabbit Monoclonal Antibody

Catalog Number: M01001-2

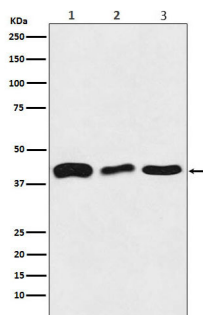
Overview

Product Name	Anti-TDP43 Rabbit Monoclonal Antibody
Reactive Species	Human, Mouse, Rat
Description	Boster Bio Anti-TDP43 Rabbit Monoclonal Antibody catalog # M01001-2. Tested in WB, ICC, IHC, IF, Flow Cytometry applications. This antibody reacts with Human, Mouse, Rat.
Application	Flow Cytometry, IF, IHC, ICC, WB
Clonality	Monoclonal 26T75
Formulation	Rabbit IgG in stabilizing components, phosphate buffered saline, pH 7.4, 150mM NaCl, 0.02% sodium azide and 50% glycerol. *This antibody is supplied in a stabilized formulation. Compatibility with conjugation reactions depends on the chemistry of the conjugation method used. For conjugation methods that are not compatible with the stabilizing components present in this formulation, a carrier-free antibody format is required.
Storage Instructions	Store at -20°C for one year. For short term storage and frequent use, store at 4°C for up to one month. Avoid repeated freeze-thaw cycles.
Host	Rabbit
Uniprot ID	Q13148

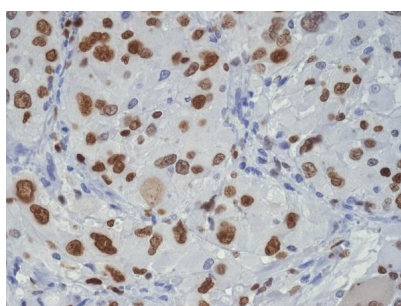
Technical Details

Immunogen	A synthesized peptide derived from human TDP43
Isotype	IgG
Form	Liquid
Concentration	0.5mg/ml
Purification	Affinity-chromatography
Suggested Dilutions	WB 1:1000-1:2000 IHC 1:100-1:200 ICC/IF 1:50-1:200 IF 1:50-1:200 FC 1:20-1:100

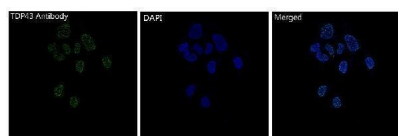
Anti-TDP43 Rabbit Monoclonal Antibody (M01001-2) Images



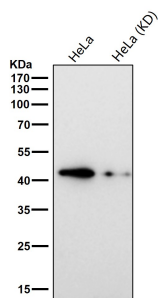
Western blot analysis of TDP43 expression in (1) HeLa cell lysate; (2) Mouse brain lysate; (3) Rat brain lysate.



Immunohistochemical analysis of paraffin-embedded human glioma, using TDP43 Antibody.



Immunofluorescent analysis of HeLa cells, using TDP43 Antibody .



All lanes use the Antibody at 1:2000 dilution for 1 hour at room temperature.

Submit a product review to [Biocompare.com](https://www.biocompare.com)

Submit a review of this product to [Biocompare.com](https://www.biocompare.com) to receive a \$20 Amazon.com giftcard! Your reviews help your fellow scientists make the right decisions. Thank you for your contribution.



Anti-TDP43 Rabbit Monoclonal Antibody

For Research Use Only. Not for use in diagnostic procedures.