

## Anti-TDP43 Rabbit Monoclonal Antibody

Catalog Number: M01001-3

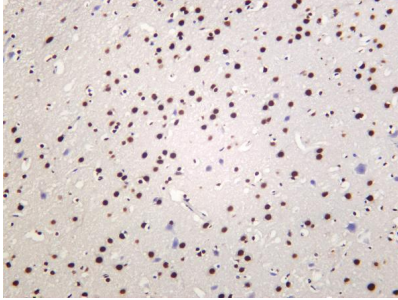
### Overview

Product Name	Anti-TDP43 Rabbit Monoclonal Antibody
Reactive Species	Human, Mouse, Rat
Description	This Recombinant Rabbit Monoclonal Antibody detects endogenous levels of TDP43 protein. Validated for research with WB,IHC,IF,IP,ELISA applications. Anti TDP43 is reactive for Human, Mouse, Rat samples
Application	ELISA, IP, IF, IHC, WB
Clonality	Monoclonal
Formulation	PBS, 50% glycerol, 0.05% Proclin 300, 0.05% stabilizing protein This antibody is supplied in a stabilized formulation. Compatibility with conjugation reactions depends on the chemistry of the conjugation method used. For conjugation methods that are not compatible with the stabilizing components present in this formulation, a carrier-free antibody format is required.
Storage Instructions	Store at -20°C/1 year
Host	Rabbit
Uniprot ID	Q13148

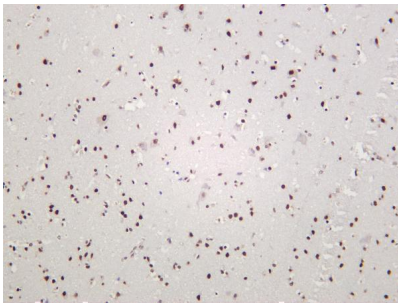
### Technical Details

Isotype	IgG, Kappa
Purification	Protein A
Suggested Dilutions	IHC 1:200-1:1000 WB 1:1000-1:5000 IF 1:200-1:1000 ELISA 1:5000-1:20000 IP 1:50-1:200

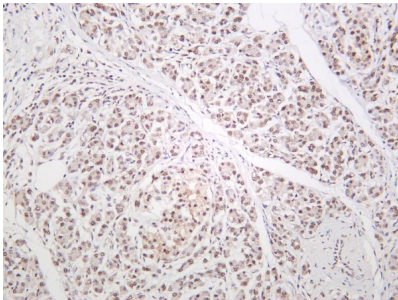
## Anti-TDP43 Rabbit Monoclonal Antibody (M01001-3) Images



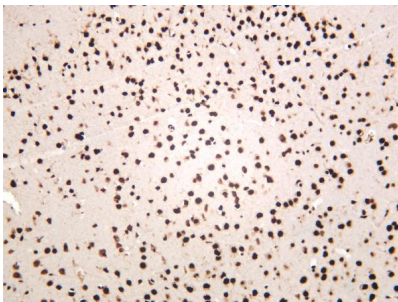
Rat brain was stained with anti-TDP43 rabbit antibody



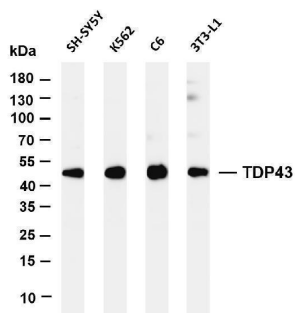
Human brain was stained with anti-TDP43 rabbit antibody



Human pancreas was stained with anti-TDP43 rabbit antibody



Mouse brain was stained with anti-TDP43 rabbit antibody



Various whole cell lysates were separated by 4-20% SDS-PAGE, and the membrane was blotted with anti-TDP43 antibody. The HRP-conjugated Goat anti-Rabbit IgG(H + L) antibody was used to detect the antibody. Lane 1: SH-SY5Y Lane 2: K562 Lane 3: C6 Lane 4: 3T3-L1 Predicted band size: 45kDa Observed band size: 45kDa

## Submit a product review to Biocompare.com

Submit a review of this product to Biocompare.com to receive a \$20 Amazon.com giftcard! Your reviews help your fellow scientists make the right decisions. Thank you for your contribution.



### Anti-TDP43 Rabbit Monoclonal Antibody

For Research Use Only. Not for use in diagnostic procedures.