

Anti-FoxA2 Monoclonal Antibody

Catalog Number: M01032-1

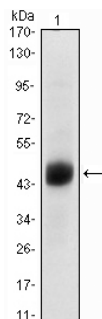
Overview

Product Name	Anti-FoxA2 Monoclonal Antibody
Reactive Species	Human
Description	Boster Bio Anti-FoxA2 Monoclonal Antibody catalog # M01032-1. Tested in ELISA, IHC, WB applications. This antibody reacts with Human.
Application	ELISA, IF, IHC, WB
Clonality	Monoclonal 7H4B7
Formulation	Ascitic fluid containing 0.03% sodium azide.
Storage Instructions	Store at -20°C for one year. For short term storage and frequent use, store at 4°C for up to one month. Avoid repeated freeze-thaw cycles.
Host	Mouse
Uniprot ID	Q9Y261

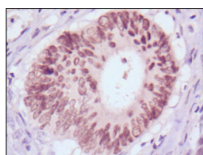
Technical Details

Immunogen	Purified recombinant fragment of FoxA2 expressed in E. Coli.
Cross Reactivity	No cross reactivity with other proteins.
Isotype	IgG
Form	Liquid
Concentration	1 mg/ml
Purification	Affinity purification
Suggested Dilutions	WB 1:500-1:2000 IHC 1:200-1:1000 ELISA 1:10000 IF 1:50-200

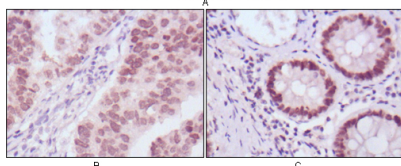
Anti-FoxA2 Monoclonal Antibody (M01032-1) Images



Western Blot analysis using FoxA2 Monoclonal Antibody against A549 (1) cell lysate.



Immunohistochemistry analysis of paraffin-embedded human colon cancer (A), gastric cancer (B) and rectal cancer (C) tissues with DAB staining using FoxA2 Monoclonal Antibody.



Submit a product review to [Biocompare.com](https://www.biocompare.com)

Submit a review of this product to [Biocompare.com](https://www.biocompare.com) to receive a \$20 Amazon.com giftcard! Your reviews help your fellow scientists make the right decisions. Thank you for your contribution.



Anti-FoxA2 Monoclonal Antibody

For Research Use Only. Not for use in diagnostic procedures.