

Anti-CD79a Monoclonal Antibody

Catalog Number: M01047-1

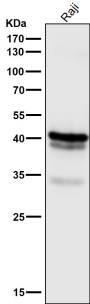
Overview

Product Name	Anti-CD79a Monoclonal Antibody
Reactive Species	Human
Description	Boster Bio Anti-CD79a Monoclonal Antibody catalog # M01047-1. Tested in WB, IHC, ICC/IF, Flow Cytometry applications. This antibody reacts with Human.
Application	Flow Cytometry, IF, IHC, ICC, WB
Clonality	Monoclonal ADOO-3
Formulation	Rabbit IgG in stabilizing components, phosphate buffered saline, pH 7.4, 150mM NaCl, 0.02% sodium azide and 50% glycerol. *This antibody is supplied in a stabilized formulation. Compatibility with conjugation reactions depends on the chemistry of the conjugation method used. For conjugation methods that are not compatible with the stabilizing components present in this formulation, a carrier-free antibody format is required.
Storage Instructions	Store at -20°C for one year. For short term storage and frequent use, store at 4°C for up to one month. Avoid repeated freeze-thaw cycles.
Host	Rabbit
Uniprot ID	P11912

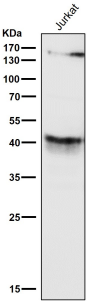
Technical Details

Immunogen	A synthesized peptide derived from human CD79a Antigen binding precedes formation of the CD79A and CD79B heterodimer and subsequent activation of receptor associated kinases. CD79A is a marker for B-lineage lymphoblastic leukemia; mutations in the corresponding mb-1 gene are responsible for abnormally low levels of functional B cell receptors in some cases of chronic B-cell lymphocytic leukemia.
Isotype	Rabbit IgG
Form	Liquid
Concentration	0.5mg/ml
Purification	Affinity-chromatography
Suggested Dilutions	WB 1:500-2000 IHC 1:50-200 ICC/IF 1:50-200 FC 1:30

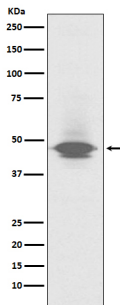
Anti-CD79a Monoclonal Antibody (M01047-1) Images



All lanes use the Antibody at 1:3K dilution for 1 hour at room temperature.



All lanes use the Antibody at 1:3K dilution for 1 hour at room temperature.



Western blot analysis of CD79a expression in human spleen lysate.

Submit a product review to Biocompare.com

Submit a review of this product to Biocompare.com to receive a \$20 Amazon.com giftcard! Your reviews help your fellow scientists make the right decisions. Thank you for your contribution.



Anti-CD79a Monoclonal Antibody

For Research Use Only. Not for use in diagnostic procedures.