

Anti-STAT5A/B Rabbit Monoclonal Antibody

Catalog Number: M01087-3

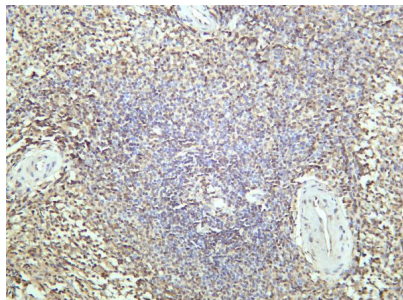
Overview

Product Name	Anti-STAT5A/B Rabbit Monoclonal Antibody
Reactive Species	Human, Mouse, Rat
Description	This Recombinant Rabbit Monoclonal Antibody detects endogenous levels of STAT5A/B protein. Validated for research with WB,IHC,IF,IP,ELISA applications. Anti STAT5A/B is reactive for Human, Mouse, Rat samples
Application	ELISA, IP, IF, IHC, WB
Clonality	Monoclonal
Formulation	PBS, 50% glycerol, 0.05% Proclin 300, 0.05% stabilizing protein This antibody is supplied in a stabilized formulation. Compatibility with conjugation reactions depends on the chemistry of the conjugation method used. For conjugation methods that are not compatible with the stabilizing components present in this formulation, a carrier-free antibody format is required.
Storage Instructions	Store at -20°C/1 year
Host	Rabbit
Uniprot ID	P42229;P51692

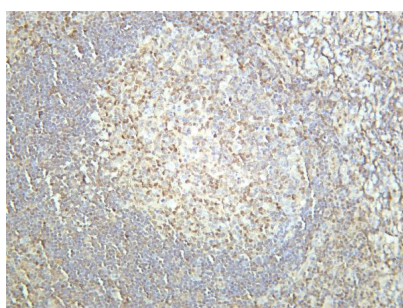
Technical Details

Isotype	IgG, Kappa
Purification	Protein A
Suggested Dilutions	IHC 1:2000-1:8000 WB 1:2000-1:10000 IF 1:200-1:1000 ELISA 1:5000-1:20000 IP 1:50-1:200

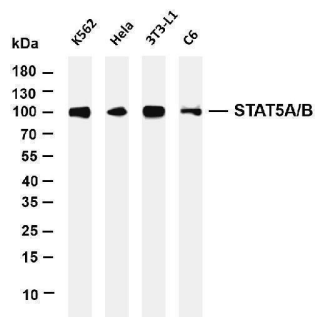
Anti-STAT5A/B Rabbit Monoclonal Antibody (M01087-3) Images



Human spleen was stained with anti-STAT5A/B rabbit antibody



Human tonsil was stained with anti-STAT5A/B rabbit antibody



Various whole cell lysates were separated by 4-20% SDS-PAGE, and the membrane was blotted with anti-STAT5A/B antibody. The HRP-conjugated Goat anti-Rabbit IgG(H + L) antibody was used to detect the antibody. Lane 1: K562 Lane 2: HeLa Lane 3: 3T3-L1 Lane 4: C6 Predicted band size: 91kDa Observed band size: 100kDa

Submit a product review to Biocompare.com

Submit a review of this product to Biocompare.com to receive a \$20 Amazon.com giftcard! Your reviews help your fellow scientists make the right decisions. Thank you for your contribution.



Anti-STAT5A/B Rabbit Monoclonal Antibody

For Research Use Only. Not for use in diagnostic procedures.