

Anti-SDHB Rabbit Monoclonal Antibody

Catalog Number: M01090-5

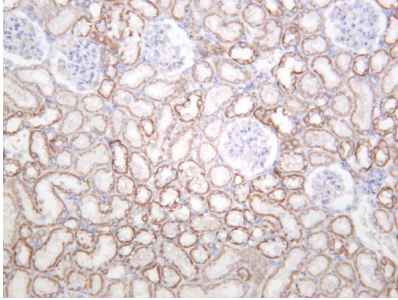
Overview

Product Name	Anti-SDHB Rabbit Monoclonal Antibody
Reactive Species	Human, Mouse, Rat
Description	This Recombinant Rabbit Monoclonal Antibody detects endogenous levels of SDHB protein. Validated for research with WB,IHC,IF,IP,ELISA applications. Anti SDHB is reactive for Human, Mouse, Rat samples
Application	ELISA, IP, IF, IHC, WB
Clonality	Monoclonal
Formulation	PBS, 50% glycerol, 0.05% Proclin 300, 0.05% stabilizing protein This antibody is supplied in a stabilized formulation. Compatibility with conjugation reactions depends on the chemistry of the conjugation method used. For conjugation methods that are not compatible with the stabilizing components present in this formulation, a carrier-free antibody format is required.
Storage Instructions	Store at -20°C/1 year
Host	Rabbit
Uniprot ID	P21912

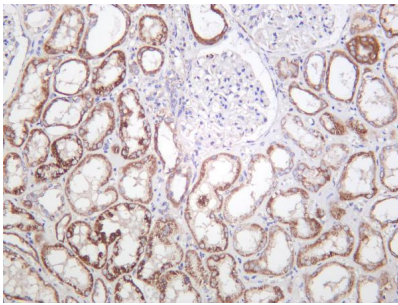
Technical Details

Isotype	IgG, Kappa
Purification	Protein A
Suggested Dilutions	IHC 1:200-1:1000 WB 1:2000-1:10000 IF 1:200-1:1000 ELISA 1:5000-1:20000 IP 1:50-1:200

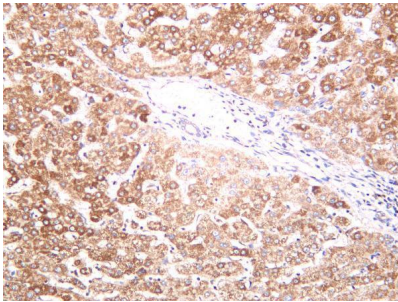
Anti-SDHB Rabbit Monoclonal Antibody (M01090-5) Images



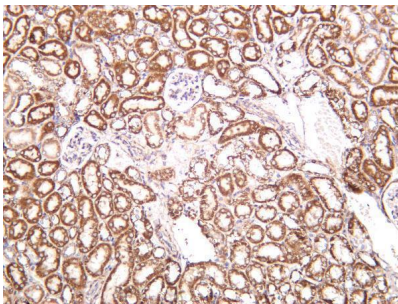
Rat kidney was stained with anti-SDHB rabbit antibody



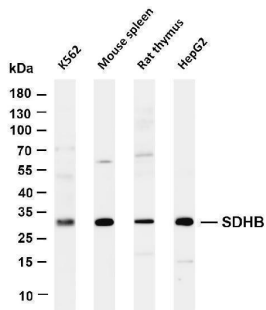
Human kidney was stained with anti-SDHB rabbit antibody



Human liver was stained with anti-SDHB rabbit antibody



Mouse kidney was stained with anti-SDHB rabbit antibody



Various whole cell lysates were separated by 4-20% SDS-PAGE, and the membrane was blotted with anti-SDHB antibody. The HRP-conjugated Goat anti-Rabbit IgG(H + L) antibody was used to detect the antibody. Lane 1: K562 Lane 2: Mouse spleen Lane 3: Rat thymus Lane 4: HepG2 Predicted band size: 31kDa Observed band size: 31kDa

Submit a product review to Biocompare.com

Submit a review of this product to Biocompare.com to receive a \$20 Amazon.com giftcard! Your reviews help your fellow scientists make the right decisions. Thank you for your contribution.



Anti-SDHB Rabbit Monoclonal Antibody

For Research Use Only. Not for use in diagnostic procedures.