

Anti-IL-23a Reference Antibody (risankizumab)

Catalog Number: M01097-2

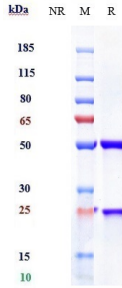
Overview

Product Name	Anti-IL-23a Reference Antibody (risankizumab)
Reactive Species	Cynomolgus monkey, Human
Description	Boster Bio Anti-IL-23a Reference Antibody (risankizumab) (Catalog # M01097-2). Tested in Flow Cytometry, ELISA, FTA. This antibody reacts with Cynomolgus monkey, Human. Endotoxin: < 0.528EU/ug,determined by LAL method. Expression system: CHO Cell
Application	ELISA, Flow Cytometry, Functional Assay, Kinetics
Clonality	Monoclonal
Formulation	Purified monoclonal antibody supplied in PBS, pH6.0, without preservative.This antibody is purified through a protein A column.
Storage Instructions	Maintain refrigerated at 2-8°C for up to 2 weeks. For long-term storage, aliquot and store at -20°C to avoid repeated freeze-thaw cycles.
Uniprot ID	Q9NPF7

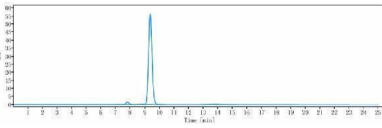
Technical Details

Isotype	IgG1
Form	Liquid

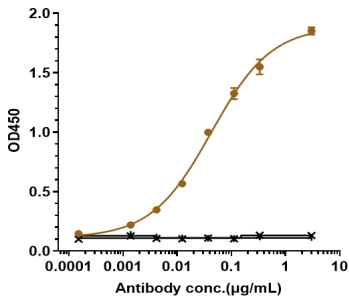
Anti-IL-23a Reference Antibody (risankizumab) (M01097-2) Images



Anti-IL-23a Reference Antibody (risankizumab) on SDS-PAGE under reducing (R) condition. The gel was stained with Coomassie Blue. The purity of the protein is greater than 95%



The purity of Anti-IL-23a Reference Antibody (risankizumab) is more than 100%



Immobilized human IL 23P40 His at 2 µg/mL can bind Anti-IL-23a Reference Antibody (risankizumab)

Submit a product review to Biocompare.com

Submit a review of this product to Biocompare.com to receive a \$20 Amazon.com giftcard! Your reviews help your fellow scientists make the right decisions. Thank you for your contribution.



Anti-IL-23a Reference Antibody (risankizumab)

For Research Use Only. Not for use in diagnostic procedures.