

Anti-DAP Kinase 1 DAPK1 Rabbit Monoclonal Antibody

Catalog Number: M01161


Overview

Product Name	Anti-DAP Kinase 1 DAPK1 Rabbit Monoclonal Antibody
Reactive Species	Human, Mouse, Rat
Description	Boster Bio Anti-DAP Kinase 1 DAPK1 Rabbit Monoclonal Antibody catalog # M01161. Tested in WB, IHC, ICC/IF applications. This antibody reacts with Human, Mouse, Rat.
Application	IF, IHC, ICC, WB
Clonality	Monoclonal COA-4
Formulation	Rabbit IgG in stabilizing components, phosphate buffered saline, pH 7.4, 150mM NaCl, 0.02% sodium azide and 50% glycerol. *This antibody is supplied in a stabilized formulation. Compatibility with conjugation reactions depends on the chemistry of the conjugation method used. For conjugation methods that are not compatible with the stabilizing components present in this formulation, a carrier-free antibody format is required.
Storage Instructions	Store at -20°C for one year. For short term storage and frequent use, store at 4°C for up to one month. Avoid repeated freeze-thaw cycles.
Host	Rabbit
Uniprot ID	P53355

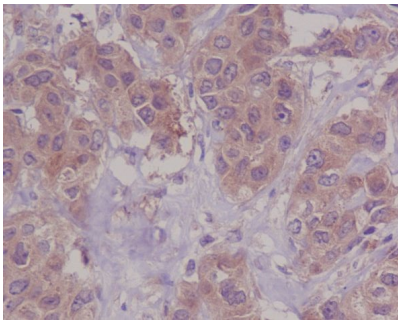
Technical Details

Immunogen	A synthesized peptide derived from human DAP Kinase 1
Isotype	Rabbit IgG
Form	Liquid
Concentration	0.5mg/ml
Purification	Affinity-chromatography
Suggested Dilutions	WB 1:500-2000 IHC 1:50-200 ICC/IF 1:50-200

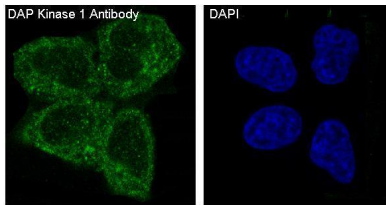
Anti-DAP Kinase 1 DAPK1 Rabbit Monoclonal Antibody (M01161) Images



Western blot analysis of DAP Kinase 1 expression in HeLa cell lysate.



Immunohistochemical analysis of paraffin-embedded human breast cancer, using DAP Kinase 1 Antibody.



Immunofluorescent analysis of HeLa cells, using DAP Kinase 1 Antibody .

2 Publications Citing This Product

1. PubMed ID: 23408147, Reduced expression levels of the death-associated protein kinase and E-cadherin are correlated with the development of esophageal squamous cell carcinoma
2. PubMed ID: 24959233, DRP-1, ezrin and E-cadherin expression and the association with esophageal squamous cell carcinoma

Visit bosterbio.com/anti-dap-kinase-1-rabbit-monoclonal-antibody-m01161-boster.html to see all 2 publications.

Submit a product review to Biocompare.com

Submit a review of this product to Biocompare.com to receive a \$20 Amazon.com giftcard! Your reviews help your fellow scientists make the right decisions. Thank you for your contribution.



Anti-DAP Kinase 1 DAPK1 Rabbit Monoclonal Antibody

For Research Use Only. Not for use in diagnostic procedures.