

Anti-IRAK4 Monoclonal Antibody

Catalog Number: M01247

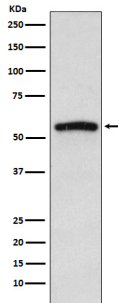
Overview

Product Name	Anti-IRAK4 Monoclonal Antibody
Reactive Species	Human
Description	Boster Bio Anti-IRAK4 Monoclonal Antibody catalog # M01247. Tested in WB, IHC, ICC/IF, Flow Cytometry applications. This antibody reacts with Human.
Application	Flow Cytometry, IF, IHC, ICC, WB
Clonality	Monoclonal ABIH-9
Formulation	Rabbit IgG in stabilizing components, phosphate buffered saline, pH 7.4, 150mM NaCl, 0.02% sodium azide and 50% glycerol. *This antibody is supplied in a stabilized formulation. Compatibility with conjugation reactions depends on the chemistry of the conjugation method used. For conjugation methods that are not compatible with the stabilizing components present in this formulation, a carrier-free antibody format is required.
Storage Instructions	Store at -20°C for one year. For short term storage and frequent use, store at 4°C for up to one month. Avoid repeated freeze-thaw cycles.
Host	Rabbit
Uniprot ID	Q9NWZ3

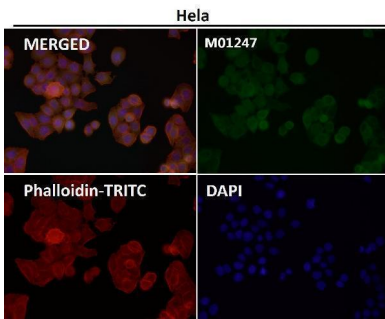
Technical Details

Immunogen	A synthesized peptide derived from human IRAK4 Required for the efficient recruitment of IRAK1 to the IL-1 receptor complex following IL-1 engagement, triggering intracellular signaling cascades leading to transcriptional up-regulation and mRNA stabilization. Phosphorylates IRAK1.
Isotype	Rabbit IgG
Form	Liquid
Concentration	0.5mg/ml
Purification	Affinity-chromatography
Suggested Dilutions	WB 1:500-2000 IHC 1:50-200 ICC/IF 1:50-200 FC 1:50

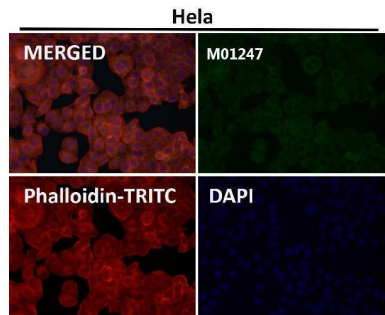
Anti-IRAK4 Monoclonal Antibody (M01247) Images



Western blot analysis of IRAK4 expression in Jurkat cell lysate.



Immunofluorescent analysis using the Antibody at 1:50 dilution.



Immunofluorescent analysis using the Antibody at 1:150 dilution.

Submit a product review to [Biocompare.com](https://www.biocompare.com)

Submit a review of this product to [Biocompare.com](https://www.biocompare.com) to receive a \$20 Amazon.com giftcard! Your reviews help your fellow scientists make the right decisions. Thank you for your contribution.



Anti-IRAK4 Monoclonal Antibody

For Research Use Only. Not for use in diagnostic procedures.