

## Anti-RPA1 monoclonal Antibody

Catalog Number: M01317

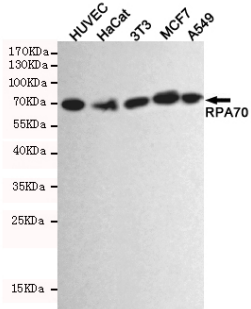
### Overview

Product Name	Anti-RPA1 monoclonal Antibody
Reactive Species	Human, Monkey, Mouse, Rat
Description	Boster Bio Anti-RPA1 monoclonal Antibody catalog # M01317. Tested in WB,IP,ICC applications. This antibody reacts with Human,Mouse,Rat,Monkey.
Application	IP, ICC, WB
Clonality	Monoclonal 7A7A9
Formulation	1mg/ml in PBS with 0.02% sodium azide, 50% glycerol, pH7.2
Storage Instructions	Store at -20°C for one year. For short term storage and frequent use, store at 4°C for up to one month. Avoid repeated freeze-thaw cycles.
Host	Mouse
Uniprot ID	P27694

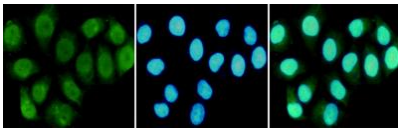
### Technical Details

Immunogen	Recombinant full length Human RPA1.
Cross Reactivity	No cross reactivity with other proteins.
Isotype	IgG
Form	Liquid
Concentration	1 mg/ml
Purification	The antibody was affinity-purified from mouse ascites by affinity-chromatography using epitope-specific immunogen and the purity is > 95% (by SDS-PAGE).
Suggested Dilutions	WB: 1:1000 ICC: 1:100-300 IP: 1:50-100

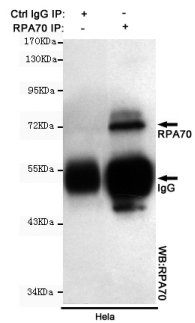
## Anti-RPA1 monoclonal Antibody (M01317) Images



Western blot detection of RPA1 in HUVEC, Hacat, 3T3, MCF7 and A549 cell lysates using RPA1 mouse mAb (1:2000 diluted)..



Immunocytochemistry staining of HeLa cells fixed in 1% Paraformaldehyde and using RPA1 mouse mAb (dilution 1:100).



Immunoprecipitation analysis of HeLa cell lysates using RPA1 mouse mAb.

### Submit a product review to [Biocompare.com](https://www.biocompare.com)

Submit a review of this product to [Biocompare.com](https://www.biocompare.com) to receive a \$20 Amazon.com giftcard! Your reviews help your fellow scientists make the right decisions. Thank you for your contribution.



Anti-RPA1 monoclonal Antibody

For Research Use Only. Not for use in diagnostic procedures.