

Anti-Cathepsin D Rabbit Monoclonal Antibody

Catalog Number: M01361-1

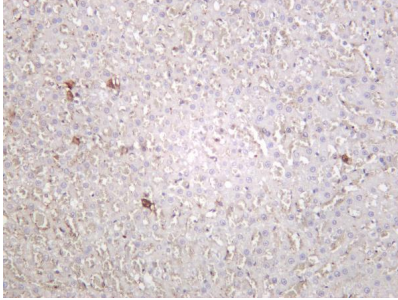
Overview

Product Name	Anti-Cathepsin D Rabbit Monoclonal Antibody
Reactive Species	Human, Mouse, Rat
Description	This Recombinant Rabbit Monoclonal Antibody detects endogenous levels of Cathepsin D protein. Validated for research with WB,IHC,IF,IP,ELISA applications. Anti Cathepsin D is reactive for Human, Mouse, Rat samples
Application	ELISA, IP, IF, IHC, WB
Clonality	Monoclonal
Formulation	PBS, 50% glycerol, 0.05% Proclin 300, 0.05% stabilizing protein This antibody is supplied in a stabilized formulation. Compatibility with conjugation reactions depends on the chemistry of the conjugation method used. For conjugation methods that are not compatible with the stabilizing components present in this formulation, a carrier-free antibody format is required.
Storage Instructions	Store at -20°C/1 year
Host	Rabbit
Uniprot ID	P07339

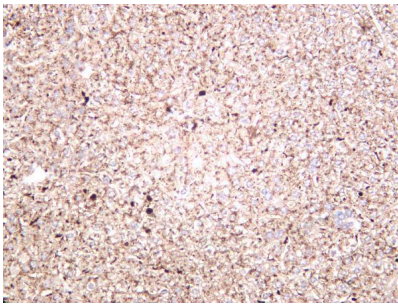
Technical Details

Isotype	IgG, Kappa
Purification	Protein A
Suggested Dilutions	IHC 1:200-1:1000 WB 1:1000-1:5000 IF 1:200-1:1000 ELISA 1:5000-1:20000 IP 1:50-1:200

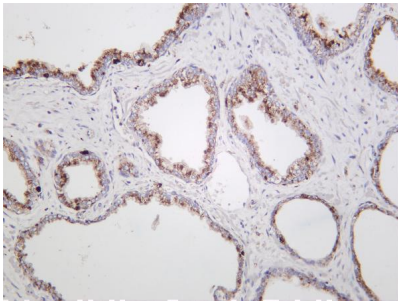
Anti-Cathepsin D Rabbit Monoclonal Antibody (M01361-1) Images



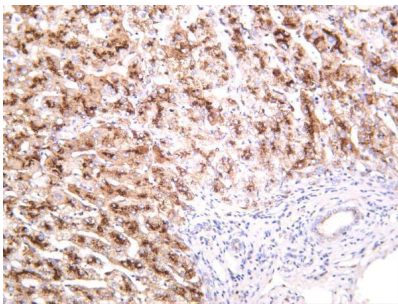
Rat liver was stained with anti-Cathepsin D rabbit antibody



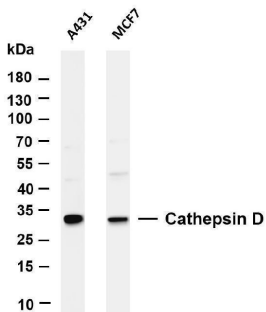
Mouse liver was stained with anti-Cathepsin D rabbit antibody



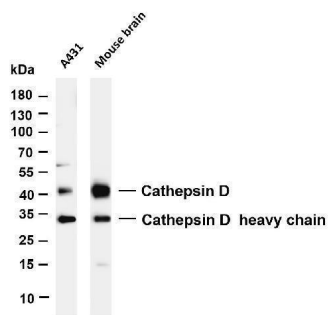
Human prostate was stained with anti-Cathepsin D rabbit antibody



Human liver was stained with anti-Cathepsin D rabbit antibody



Various whole cell lysates were separated by 4-20% SDS-PAGE, and the membrane was blotted with anti-Cathepsin D antibody. The HRP-conjugated Goat anti-Rabbit IgG(H + L) antibody was used to detect the antibody. Lane 1: A431 Lane 2: MCF7 Predicted band size: 44kDa Observed band size: 30kDa



Various whole cell lysates were separated by 4-20% SDS-PAGE, and the membrane was blotted with anti-Cathepsin D antibody. The HRP-conjugated Goat anti-Rabbit IgG(H + L) antibody was used to detect the antibody. Lane 1: A431 Lane 2: Mouse brain Predicted band size: 44kDa Observed band size: 44kDa

Submit a product review to Biocompare.com

Submit a review of this product to Biocompare.com to receive a \$20 Amazon.com giftcard! Your reviews help your fellow scientists make the right decisions. Thank you for your contribution.



Anti-Cathepsin D Rabbit Monoclonal Antibody

For Research Use Only. Not for use in diagnostic procedures.