

Anti-IGFBP2 Mouse Monoclonal Antibody [Clone ID: OTI1A7]

Catalog Number: M01373

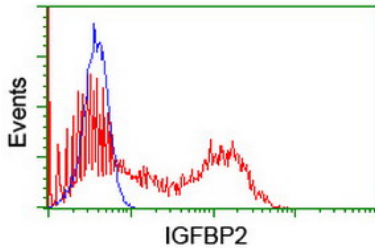
Overview

Product Name	Anti-IGFBP2 Mouse Monoclonal Antibody [Clone ID: OTI1A7]
Reactive Species	Human, Mouse, Rat
Description	Boster Bio IGFBP2 mouse monoclonal antibody, clone OTI1A7 (formerly 1A7). Catalog# M01373. Tested in FC, WB. This antibody reacts with Human, Mouse, Rat.
Conjugate	Unconjugated
Application	Flow Cytometry, WB
Clonality	Monoclonal OTI1A7
Formulation	PBS (pH 7.3) containing 1% stabilizing protein, 50% glycerol and 0.02% sodium azide. This antibody is supplied in a stabilized formulation. Compatibility with conjugation reactions depends on the chemistry of the conjugation method used. For conjugation methods that are not compatible with the stabilizing components present in this formulation, a carrier-free antibody format is required.
Storage Instructions	Store at -20°C for one year. For short term storage and frequent use, store at 4°C for up to one month. Avoid repeated freeze-thaw cycles.
Host	Mouse
Uniprot ID	P18065

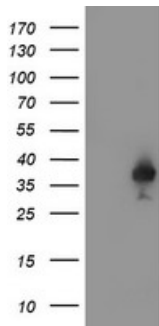
Technical Details

Immunogen	Full length human recombinant protein of human IGFBP2 (NP_000588) produced in HEK293T cell.
Isotype	IgG1
Concentration	1 mg/ml
Purification	Purified from mouse ascites fluids or tissue culture supernatant by affinity chromatography (protein A/G)
Suggested Dilutions	WB: 1:1000 Flow cytometry: 1:100


Anti-IGFBP2 Mouse Monoclonal Antibody [Clone ID: OTI1A7] (M01373) Images



HEK293T cells transfected with either IGFBP2 (Myc-DDK-tagged) overexpress plasmid (Red) or empty vector control plasmid (Blue) were immunostained by anti-IGFBP2 antibody (M01373)



HEK293T cells were transfected with the pCMV6-ENTRY control (Left lane) or pCMV6-ENTRY IGFBP2 (Right lane) cDNA for 48 hrs and lysed. Equivalent amounts of cell lysates (5 ug per lane) were separated by SDS-PAGE and immunoblotted with anti-IGFBP2.



Western blot analysis of extracts (10ug) from 1 cell line by using anti-IGFBP2 monoclonal antibody (1:200).

Submit a product review to [Biocompare.com](https://www.biocompare.com)

Submit a review of this product to [Biocompare.com](https://www.biocompare.com) to receive a \$20 Amazon.com giftcard! Your reviews help your fellow scientists make the right decisions. Thank you for your contribution.



Anti-IGFBP2 Mouse Monoclonal Antibody [Clone ID: OTI1A7]

For Research Use Only. Not for use in diagnostic procedures.