

Anti-FBP1 Rabbit Monoclonal Antibody

Catalog Number: M01377-1

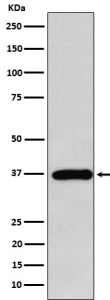
Overview

Product Name	Anti-FBP1 Rabbit Monoclonal Antibody
Reactive Species	Human, Mouse, Rat
Description	Boster Bio Anti-FBP1 Rabbit Monoclonal Antibody catalog # M01377-1. Tested in WB, IHC applications. This antibody reacts with Human, Mouse, Rat.
Application	IHC, WB
Clonality	Monoclonal 22F42
Formulation	Rabbit IgG in stabilizing components, phosphate buffered saline, pH 7.4, 150mM NaCl, 0.02% sodium azide and 50% glycerol. *This antibody is supplied in a stabilized formulation. Compatibility with conjugation reactions depends on the chemistry of the conjugation method used. For conjugation methods that are not compatible with the stabilizing components present in this formulation, a carrier-free antibody format is required.
Storage Instructions	Store at -20°C for one year. For short term storage and frequent use, store at 4°C for up to one month. Avoid repeated freeze-thaw cycles.
Host	Rabbit
Uniprot ID	P09467

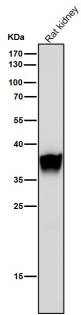
Technical Details

Immunogen	A synthesized peptide derived from human FBP1
Isotype	IgG
Form	Liquid
Concentration	0.5mg/ml
Purification	Affinity-chromatography
Suggested Dilutions	WB 1:500-2000 IHC 1:50-200

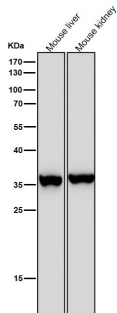
Anti-FBP1 Rabbit Monoclonal Antibody (M01377-1) Images



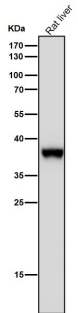
Western blot analysis of FBP1 expression in MCF7 cell lysate.



All lanes use the Antibody at 1:5K dilution for 1 hour at room temperature.



All lanes use the Antibody at 1:5K dilution for 1 hour at room temperature.



All lanes use the Antibody at 1:5K dilution for 1 hour at room temperature.

Submit a product review to Biocompare.com

Submit a review of this product to Biocompare.com to receive a \$20 Amazon.com giftcard! Your reviews help your fellow scientists make the right decisions. Thank you for your contribution.



Anti-FBP1 Rabbit Monoclonal Antibody

For Research Use Only. Not for use in diagnostic procedures.