

Anti-Iba1 AIF1 Monoclonal Antibody

Catalog Number: M01394


Overview

Product Name	Anti-Iba1 AIF1 Monoclonal Antibody
Reactive Species	Human, Mouse, Rat
Description	Boster Bio Anti-Iba1 AIF1 Monoclonal Antibody catalog # M01394. Tested in WB, IHC, ICC/IF, IP applications. This antibody reacts with Human, Mouse, Rat.
Application	IP, IF, IHC, ICC, WB
Clonality	Monoclonal AEBS-1
Formulation	Rabbit IgG in stabilizing components, phosphate buffered saline, pH 7.4, 150mM NaCl, 0.02% sodium azide and 50% glycerol. *This antibody is supplied in a stabilized formulation. Compatibility with conjugation reactions depends on the chemistry of the conjugation method used. For conjugation methods that are not compatible with the stabilizing components present in this formulation, a carrier-free antibody format is required.
Storage Instructions	Store at -20°C for one year. For short term storage and frequent use, store at 4°C for up to one month. Avoid repeated freeze-thaw cycles.
Host	Rabbit
Uniprot ID	P55008

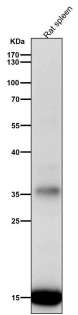
Technical Details

Immunogen	A synthesized peptide derived from human Iba1
Isotype	Rabbit IgG
Form	Liquid
Concentration	0.5mg/ml
Purification	Affinity-chromatography
Suggested Dilutions	WB 1:500-1:1000 IHC 1:100-1:500 ICC/IF 1:50-1:200 IP 1:50

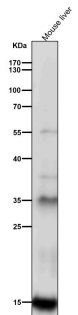
Anti-Iba1 AIF1 Monoclonal Antibody (M01394) Images



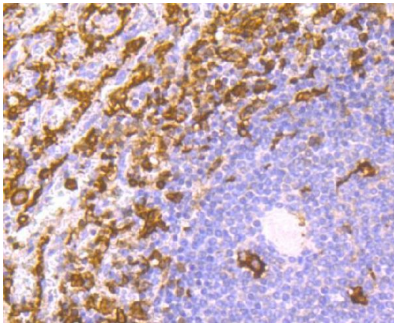
Western blot analysis of Iba1 expression in U937 cell lysate.



All lanes use the Antibody at 1:2K dilution for 1 hour at room temperature

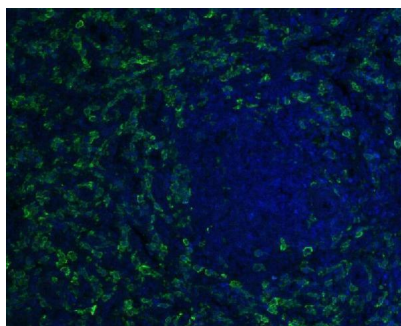


All lanes use the Antibody at 1:2K dilution for 1 hour at room temperature.



Immunohistochemical analysis of paraffin-embedded human spleen tissue using anti-Iba1 antibody.

Immunofluorescence staining of paraffin-embedded human spleen tissue using anti-Iba1 antibody.



8 Publications Citing This Product

1. PubMed ID: -, Wu,H.,Jiang,X.,Li,Y.,Zhou,Y.,Zhang,T.,Zhi,P.,Gao,J.,Engineering Stem Cell Derived Biomimetic Vesicles for Versatility and Effective Targeted Delivery.Adv. Funct.Mater.2020, 30, 2006169.https://doi.org/10.1002/adfm.202006169
2. PubMed ID: 32593156, Li X,Shi MQ,Chen C,Du JR.Phthalide derivative CD21 ameliorates ischemic brain injury in a mouse model of global cerebral ischemia: involvement of inhibition of NLRP3.Int Immunopharmacol.2020 Sep;86:106714.doi: 10.1016/j.intimp.2020.106714.Epub 2020 Jun 24
3. PubMed ID: 31837991, Zhou Z,Hou J,Mo Y,Ren M,Yang G,Qu Z,Hu Y.Geniposidic acid ameliorates spatial learning and memory deficits and alleviates neuroinflammation via inhibiting HMGB-1 and downregulating TLR4/2 signaling pathway in APP/PS1 mice.Eur J Pharmacol.2020 Feb 15;869:1

Visit bosterbio.com/anti-iba1-antibody-m01394-boster.html to see all 8 publications.

Submit a product review to Biocompare.com

Submit a review of this product to Biocompare.com to receive a \$20 Amazon.com giftcard! Your reviews help your fellow scientists make the right decisions. Thank you for your contribution.



Anti-Iba1 AIF1 Monoclonal Antibody

For Research Use Only. Not for use in diagnostic procedures.