

Anti-Iba1 Rabbit Monoclonal Antibody

Catalog Number: M01394-5

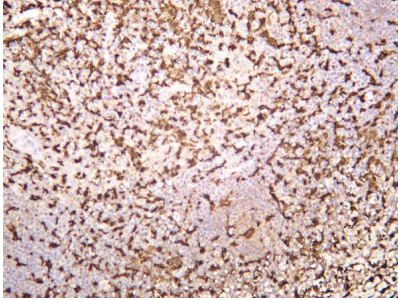
Overview

Product Name	Anti-Iba1 Rabbit Monoclonal Antibody
Reactive Species	Human, Mouse, Rat
Description	This Recombinant Rabbit Monoclonal Antibody detects endogenous levels of Iba1 protein. Validated for research with WB,IHC,IF,IP,ELISA applications. Anti Iba1 is reactive for Human, Mouse, Rat samples
Application	ELISA, IP, IF, IHC, WB
Clonality	Monoclonal
Formulation	PBS, 50% glycerol, 0.05% Proclin 300, 0.05% stabilizing protein This antibody is supplied in a stabilized formulation. Compatibility with conjugation reactions depends on the chemistry of the conjugation method used. For conjugation methods that are not compatible with the stabilizing components present in this formulation, a carrier-free antibody format is required.
Storage Instructions	Store at -20°C/1 year
Host	Rabbit
Uniprot ID	P55008

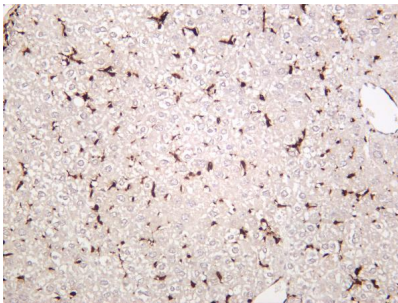
Technical Details

Isotype	IgG, Kappa
Purification	Protein A
Suggested Dilutions	IHC 1:2000-1:4000 WB 1:1000-1:5000 IF 1:200-1:1000 ELISA 1:5000-1:20000 IP 1:50-1:200

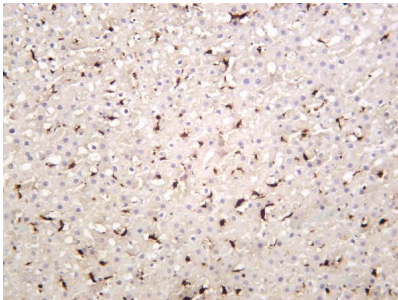
Anti-Iba1 Rabbit Monoclonal Antibody (M01394-5) Images



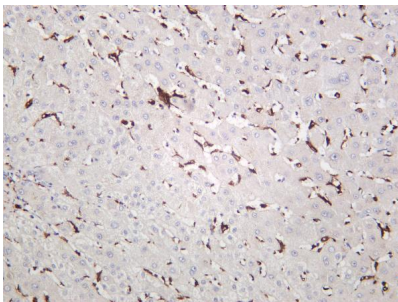
Human tonsil was stained with anti-Iba1 rabbit antibody



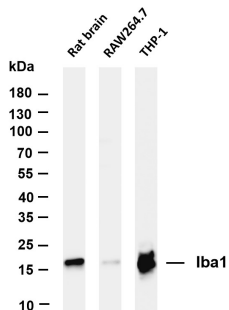
Mouse liver was stained with anti-Iba1 rabbit antibody



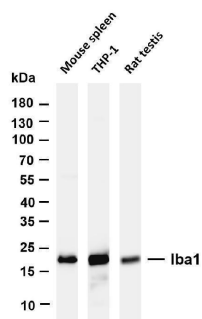
Rat liver was stained with anti-Iba1 rabbit antibody



Human liver was stained with anti-Iba1 rabbit antibody



Various whole cell lysates were separated by 4-20% SDS-PAGE, and the membrane was blotted with anti-Iba1 antibody. The HRP-conjugated Goat anti-Rabbit IgG(H + L) antibody was used to detect the antibody. Lane 1: Rat brain Lane 2: RAW264.7 Lane 3: THP-1 Predicted band size: 16kDa Observed band size: 16kDa



Various whole cell lysates were separated by 4-20% SDS-PAGE, and the membrane was blotted with anti-Iba1 antibody. The HRP-conjugated Goat anti-Rabbit IgG(H + L) antibody was used to detect the antibody. Lane 1: Mouse spleen Lane 2: THP-1 Lane 3: Rat testis Predicted band size: 16kDa Observed band size: 16kDa

Submit a product review to Biocompare.com

Submit a review of this product to Biocompare.com to receive a \$20 Amazon.com giftcard! Your reviews help your fellow scientists make the right decisions. Thank you for your contribution.



Anti-Iba1 Rabbit Monoclonal Antibody

For Research Use Only. Not for use in diagnostic procedures.