

Anti-IVD Mouse Monoclonal Antibody [Clone ID: OTI5A11]

Catalog Number: M01404

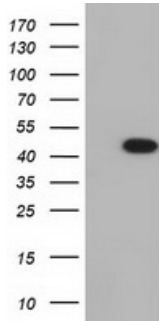
Overview

Product Name	Anti-IVD Mouse Monoclonal Antibody [Clone ID: OTI5A11]
Reactive Species	Dog, Human, Monkey, Mouse, Rat
Description	Boster Bio Anti-IVD mouse monoclonal antibody, clone OTI5A11 (formerly 5A11). Catalog# M01404. Tested in FC, IF, WB. This antibody reacts with Human, Monkey, Mouse, Rat, Dog.
Application	Flow Cytometry, IF, WB
Clonality	Monoclonal OTI5A11
Formulation	PBS (pH 7.3) containing 1% stabilizing protein, 50% glycerol and 0.02% sodium azide. This antibody is supplied in a stabilized formulation. Compatibility with conjugation reactions depends on the chemistry of the conjugation method used. For conjugation methods that are not compatible with the stabilizing components present in this formulation, a carrier-free antibody format is required.
Storage Instructions	Store at -20°C as received.
Host	Mouse
Uniprot ID	P26440

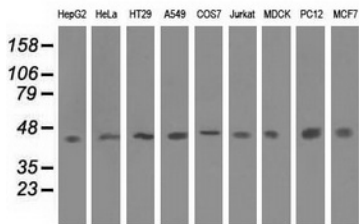
Technical Details

Immunogen	Full length human recombinant protein of human IVD (NP_002612) produced in HEK293T cell.
Isotype	IgG1
Concentration	0.66 mg/ml
Purification	Purified from mouse ascites fluids or tissue culture supernatant by affinity chromatography (protein A/G)
Suggested Dilutions	WB 1:500~2000 IF 1:100 Flow Cytometry 1:100

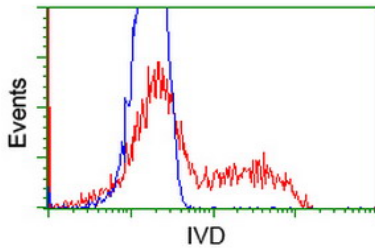
Anti-IVD Mouse Monoclonal Antibody [Clone ID: OTI5A11] (M01404) Images



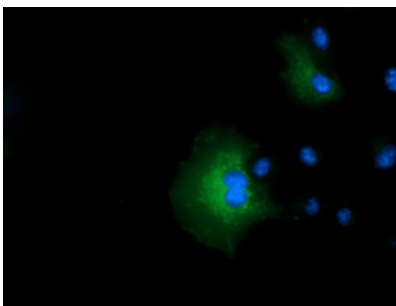
HEK293T cells were transfected with the pCMV6-ENTRY control (Left lane) or pCMV6-ENTRY IVD (Right lane) cDNA for 48 hrs and lysed. Equivalent amounts of cell lysates (5 ug per lane) were separated by SDS-PAGE and immunoblotted with anti-IVD.



Western blot analysis of extracts (35ug) from 9 different cell lines by using anti-IVD monoclonal antibody.



HEK293T cells transfected with either IVD (Myc-DDK-tagged) overexpress plasmid (Red) or empty vector control plasmid (Blue) were immunostained by anti-IVD antibody (M01404)



Anti-IVD mouse monoclonal antibody (M01404) immunofluorescent staining of COS7 cells transiently transfected by pCMV6-ENTRY IVD.

Submit a product review to [Biocompare.com](https://www.biocompare.com)

Submit a review of this product to [Biocompare.com](https://www.biocompare.com) to receive a \$20 Amazon.com giftcard! Your reviews help your fellow scientists make the right decisions. Thank you for your contribution.



Anti-IVD Mouse Monoclonal Antibody [Clone ID: OTI5A11]

For Research Use Only. Not for use in diagnostic procedures.