

Anti-SLC1A5 / ASCT2 Reference Antibody (idactamab)

Catalog Number: M01474

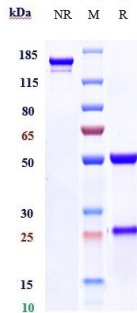
Overview

Product Name	Anti-SLC1A5 / ASCT2 Reference Antibody (idactamab)
Reactive Species	Cynomolgus monkey, Human
Description	Boster Bio Anti-SLC1A5 / ASCT2 Reference Antibody (idactamab) (Catalog # M01474). Tested in Flow Cytometry, ELISA, FTA. This antibody reacts with Cynomolgus monkey, Human. Endotoxin: < 0.587EU/ug,determined by LAL method. Expression system: CHO Cell
Application	ELISA, Flow Cytometry, Functional Assay, Kinetics
Clonality	Monoclonal
Formulation	Purified monoclonal antibody supplied in PBS, pH6.0, without preservative.This antibody is purified through a protein A column.
Storage Instructions	Maintain refrigerated at 2-8°C for up to 2 weeks. For long-term storage, aliquot and store at -20°C to avoid repeated freeze-thaw cycles.
Uniprot ID	Q15758

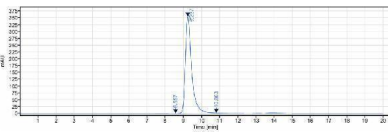
Technical Details

Isotype	IgG1
Form	Liquid

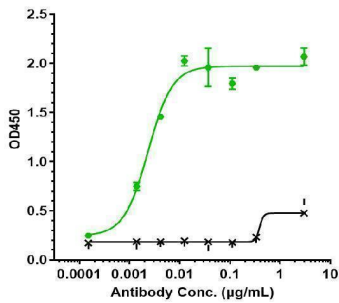
Anti-SLC1A5 / ASCT2 Reference Antibody (idactamab) (M01474) Images



Anti-SLC1A5/ASCT2 Reference Antibody (idactamab) on SDS-PAGE under reducing (R) condition. The gel was stained with Coomassie Blue. The purity of the protein is greater than 95%



The purity of Anti-SLC1A5/ASCT2 Reference Antibody (idactamab) is more than 99.15%



Immobilized human SLC1A5 293 VLP at 16 µg/mL can bind Anti-SLC1A5/ASCT2 Reference Antibody (idactamab)

Submit a product review to [Biocompare.com](https://www.biocompare.com)

Submit a review of this product to [Biocompare.com](https://www.biocompare.com) to receive a \$20 Amazon.com giftcard! Your reviews help your fellow scientists make the right decisions. Thank you for your contribution.



Anti-SLC1A5 / ASCT2 Reference Antibody (idactamab)

For Research Use Only. Not for use in diagnostic procedures.