BOSTER BIOLOGICAL TECHNOLOGY
3942 B Valley Ave, Pleasanton, CA 94566
888-466-3604 | support@bosterbio.com | www.bosterbio.com

Anti-Slit2 Monoclonal Antibody

Catalog Number: M01627

Submit a product review to Biocompare.com

Submit a review of this product to Biocompare.com to receive a $20 Amazon.com giftcard! Your reviews help your fellow scientists make the right decisions. Thank you for your contribution.

Overview

Product Name	Anti-Slit2 Monoclonal Antibody
Reactive Species	Human, Mouse, Rat
Description	Boster Bio Anti-Slit2 Monoclonal Antibody catalog # M01627. Tested in WB, IHC, IP applications. This antibody reacts with Human, Mouse, Rat.
Application	IP, IHC, WB
Clonality	Monoclonal ACGF-19
Formulation	Rabbit IgG in stabilizing components, phosphate buffered saline, pH 7.4, 150mM NaCl, 0.02% sodium azide and 50% glycerol. *This antibody is supplied in a stabilized formulation. Compatibility with conjugation reactions depends on the chemistry of the conjugation method used. For conjugation methods that are not compatible with the stabilizing components present in this formulation, a carrier-free antibody format is required.
Storage Instructions	Store at -20°C for one year. For short term storage and frequent use, store at 4°C for up to one month. Avoid repeated freeze-thaw cycles.
Host	Rabbit
Uniprot ID	O94813

Technical Details

Immunogen	A synthesized peptide derived from human Slit2 Thought to act as molecular guidance cue in cellular migration, and function appears to be mediated by interaction with roundabout homolog receptors.
Isotype	Rabbit IgG
Form	Liquid
Concentration	0.5mg/ml
Purification	Affinity-chromatography

BOSTER BIOLOGICAL TECHNOLOGY
3942 B Valley Ave, Pleasanton, CA 94566
888-466-3604 | support@bosterbio.com | www.bosterbio.com

Suggested Dilutions	WB, 1:500-2000 IHC, 1:50-200 IP, 1:20

BOSTER BIOLOGICAL TECHNOLOGY
3942 B Valley Ave, Pleasanton, CA 94566
888-466-3604 | support@bosterbio.com | www.bosterbio.com

Anti-Slit2 Monoclonal Antibody (M01627) Images



All lanes use the Antibody at 1:2K dilution for 1 hour at room temperature.

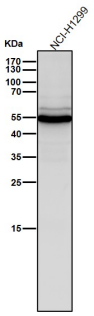

All lanes use the Antibody at 1:2K dilution for 1 hour at room temperature.

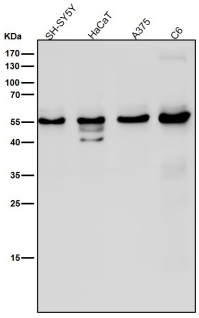

All lanes use the Antibody at 1:2K dilution for 1 hour at room temperature.

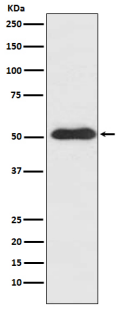

Western blot analysis of Slit2 expression in SH-SY5Y cell lysate.

All lanes use the Antibody at 1:2K dilution for 1 hour at room temperature.

BOSTER BIOLOGICAL TECHNOLOGY
3942 B Valley Ave, Pleasanton, CA 94566
888-466-3604 | support@bosterbio.com | www.bosterbio.com



Anti-Slit2 Monoclonal Antibody

For Research Use Only. Not for use in diagnostic procedures.