

Anti-MEK-4 MAP2K4 Monoclonal Antibody

Catalog Number: M01725-1

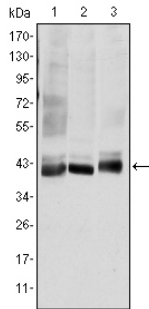
Overview

Product Name	Anti-MEK-4 MAP2K4 Monoclonal Antibody
Reactive Species	Human
Description	Boster Bio Anti-MEK-4 MAP2K4 Monoclonal Antibody catalog # M01725-1. Tested in ELISA, Flow Cytometry, IHC, WB applications. This antibody reacts with Human.
Application	ELISA, Flow Cytometry, IF, IHC, WB
Clonality	Monoclonal 5H4
Formulation	Ascitic fluid containing 0.03% sodium azide.
Storage Instructions	Store at -20°C for one year. For short term storage and frequent use, store at 4°C for up to one month. Avoid repeated freeze-thaw cycles.
Host	Mouse
Uniprot ID	P45985

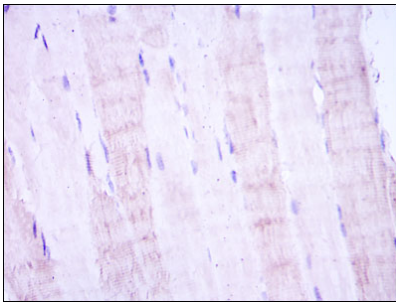
Technical Details

Immunogen	Purified recombinant fragment of human MEK-4 expressed in E. Coli.
Isotype	IgG
Form	Liquid
Concentration	1 mg/ml
Purification	Affinity purification
Suggested Dilutions	WB 1:500-1:2000 IHC 1:200-1:1000 FC 1:200-1:400 ELISA 1:10000 IF 1:50-200

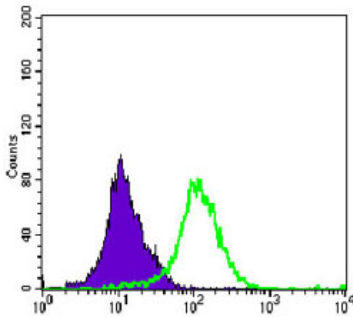
Anti-MEK-4 MAP2K4 Monoclonal Antibody (M01725-1) Images



Western Blot analysis using MEK-4 Monoclonal Antibody against HepG2 (1), K562 (2), and HEK293 (3) cell lysate.



Immunohistochemistry analysis of paraffin-embedded muscle tissues with DAB staining using MEK-4 Monoclonal Antibody.



Flow cytometric analysis of K562 cells using MEK-4 Monoclonal Antibody (green) and negative control (purple).

Submit a product review to [Biocompare.com](https://www.biocompare.com)

Submit a review of this product to [Biocompare.com](https://www.biocompare.com) to receive a \$20 Amazon.com giftcard! Your reviews help your fellow scientists make the right decisions. Thank you for your contribution.



Anti-MEK-4 MAP2K4 Monoclonal Antibody

For Research Use Only. Not for use in diagnostic procedures.