

Anti-OAS2 Mouse Monoclonal Antibody [Clone ID: OTI6E6]

Catalog Number: M01878


Overview

Product Name	Anti-OAS2 Mouse Monoclonal Antibody [Clone ID: OTI6E6]
Reactive Species	Human
Description	Boster Bio OAS2 mouse monoclonal antibody, clone OTI6E6 (formerly 6E6). Catalog# M01878. Tested in IHC, WB. This antibody reacts with Human.
Application	IHC, WB
Clonality	Monoclonal OTI6E6
Formulation	PBS (pH 7.3) containing 1% stabilizing protein, 50% glycerol and 0.02% sodium azide. This antibody is supplied in a stabilized formulation. Compatibility with conjugation reactions depends on the chemistry of the conjugation method used. For conjugation methods that are not compatible with the stabilizing components present in this formulation, a carrier-free antibody format is required.
Storage Instructions	Store at -20°C as received.
Host	Mouse
Uniprot ID	P29728

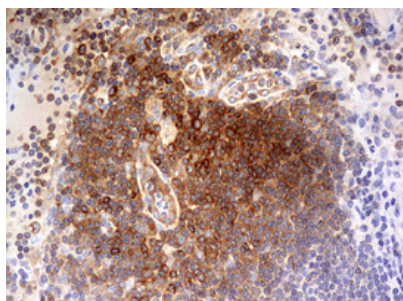
Technical Details

Immunogen	Human recombinant protein fragment corresponding to amino acids 60-335 of human OAS2 (NP_002526) produced in E.coli.
Isotype	IgG2a
Concentration	1 mg/ml
Purification	Purified from mouse ascites fluids or tissue culture supernatant by affinity chromatography (protein A/G)
Suggested Dilutions	WB 1:2000

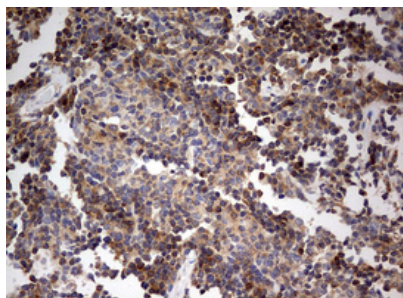
Anti-OAS2 Mouse Monoclonal Antibody [Clone ID: OTI6E6] (M01878) Images



HEK293T cells were transfected with the pCMV6-ENTRY control (Left lane) or pCMV6-ENTRY OAS2 (Right lane) cDNA for 48 hrs and lysed. Equivalent amounts of cell lysates (5 ug per lane) were separated by SDS-PAGE and immunoblotted with anti-OAS2.



Immunohistochemical staining of paraffin-embedded Human lymph node tissue within the normal limits using anti-OAS2 mouse monoclonal antibody. (M01878) Dilution: 1:150



Immunohistochemical staining of paraffin-embedded Human lymphoma tissue using anti-OAS2 mouse monoclonal antibody. (M01878) Dilution: 1:150

Submit a product review to [Biocompare.com](https://www.biocompare.com)

Submit a review of this product to [Biocompare.com](https://www.biocompare.com) to receive a \$20 Amazon.com giftcard! Your reviews help your fellow scientists make the right decisions. Thank you for your contribution.



Anti-OAS2 Mouse Monoclonal Antibody [Clone ID: OTI6E6]

For Research Use Only. Not for use in diagnostic procedures.