

Anti-Rab 5A Rabbit Monoclonal Antibody

Catalog Number: M01891-2

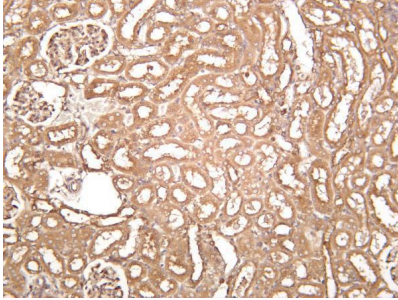
Overview

Product Name	Anti-Rab 5A Rabbit Monoclonal Antibody
Reactive Species	Human, Mouse, Rat
Description	This Recombinant Rabbit Monoclonal Antibody detects endogenous levels of Rab 5A protein. Validated for research with WB,IHC,IF,IP,ELISA applications. Anti Rab 5A is reactive for Human, Mouse, Rat samples
Application	ELISA, IP, IF, IHC, WB
Clonality	Monoclonal
Formulation	PBS, 50% glycerol, 0.05% Proclin 300, 0.05% stabilizing protein This antibody is supplied in a stabilized formulation. Compatibility with conjugation reactions depends on the chemistry of the conjugation method used. For conjugation methods that are not compatible with the stabilizing components present in this formulation, a carrier-free antibody format is required.
Storage Instructions	Store at -20°C/1 year
Host	Rabbit
Uniprot ID	P20339

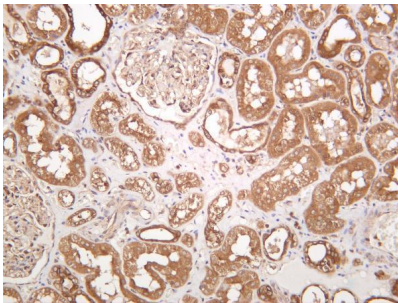
Technical Details

Isotype	IgG, Kappa
Purification	Protein A
Suggested Dilutions	IHC 1:1000-1:4000 WB 1:1000-1:5000 IF 1:200-1:1000 ELISA 1:5000-1:20000 IP 1:50-1:200

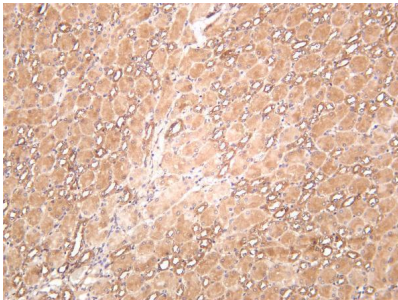
Anti-Rab 5A Rabbit Monoclonal Antibody (M01891-2) Images



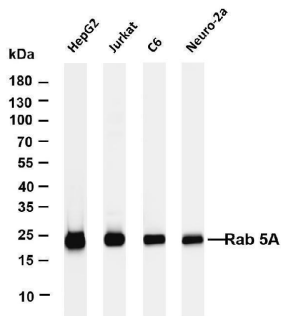
Rat kidney was stained with anti-Rab 5A rabbit antibody



Human kidney was stained with anti-Rab 5A rabbit antibody



Mouse kidney was stained with anti-Rab 5A rabbit antibody



Various whole cell lysates were separated by 4-20% SDS-PAGE, and the membrane was blotted with anti-Rab 5A antibody. The HRP-conjugated Goat anti-Rabbit IgG(H + L) antibody was used to detect the antibody. Lane 1: HepG2 Lane 2: Jurkat Lane 3: C6 Lane 4: Neuro-2a Predicted band size: 24kDa Observed band size: 24kDa

Submit a product review to Biocompare.com

Submit a review of this product to Biocompare.com to receive a \$20 Amazon.com giftcard! Your reviews help your fellow scientists make the right decisions. Thank you for your contribution.



For Research Use Only. Not for use in diagnostic procedures.