BOSTER
antibody and ELISA experts

BOSTER BIOLOGICAL TECHNOLOGY
3942 B Valley Ave, Pleasanton, CA 94566
888-466-3604 | support@bosterbio.com | www.bosterbio.com

# Anti-GPC3 / Glypican-3 Reference Antibody (codrituzumab)

**Catalog Number:** M01922-2

## Overview

| | |
|---|---|
| Product Name | Anti-GPC3 / Glypican-3 Reference Antibody (codrituzumab) |
| Reactive Species | Human |
| Description | Boster Bio Anti-GPC3 / Glypican-3 Reference Antibody (codrituzumab) (Catalog # M01922-2). Tested in Flow Cytometry, ELISA, FTA. This antibody reacts with Human. Endotoxin: < 0.659EU/ug,determined by LAL method. Expression system: CHO Cell |
| Application | ELISA, Flow Cytometry, Functional Assay, Kinetics |
| Clonality | Monoclonal |
| Formulation | Purified monoclonal antibody supplied in PBS, pH6.0, without preservative.This antibody is purified through a protein A column. |
| Storage Instructions | Maintain refrigerated at 2–8°C for up to 2 weeks. For long-term storage, aliquot and store at -20°C to avoid repeated freeze-thaw cycles. |
| Uniprot ID | P51654 |

## Technical Details

| | |
|---|---|
| Isotype | IgG1 |
| Form | Liquid |

BOSTER
antibody and ELISA experts

BOSTER BIOLOGICAL TECHNOLOGY
3942 B Valley Ave, Pleasanton, CA 94566
888-466-3604 | support@bosterbio.com | www.bosterbio.com

# Anti-GPC3 / Glypican-3 Reference Antibody (codrituzumab) (M01922-2) Images

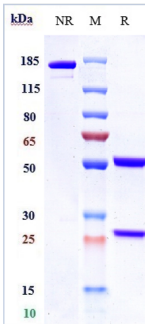


Anti-GPC3/Glypican-3 Reference Antibody (codrituzumab) on SDS-PAGE under reducing (R) condition. The gel was stained with Coomassie Blue. The purity of the protein is greater than 95%

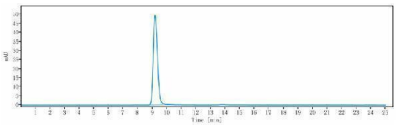

The purity of Anti-GPC3/Glypican-3 Reference Antibody (codrituzumab)is more than 95%

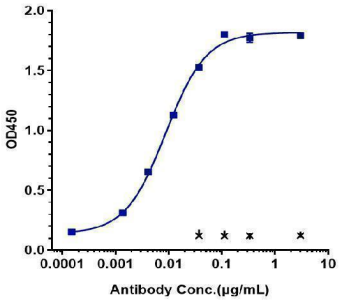


Immobilized human GPC3

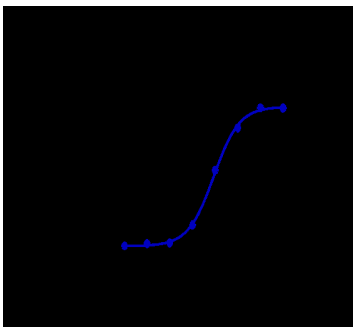

Human GPC3 CHOS cells were stained with Anti-GPC3/Glypican-3 Reference Antibody (codrituzumab) and negative control protein respectively

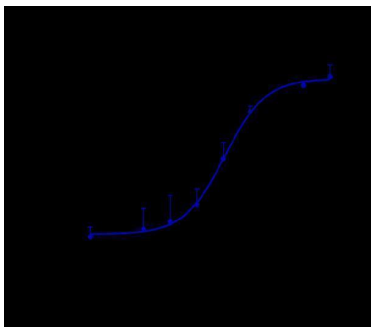

The endocytosis ratio codrituzumab by HuH-7 increased with the increase of antibody concentration

Anti-GPC3/Glypican-3 Reference Antibody (Codrituzumab)-induced ADCC activity was evaluated using

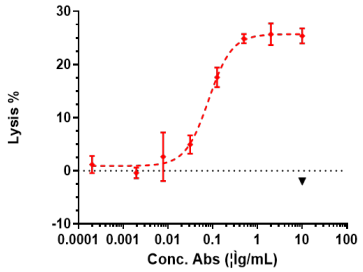


human GPC3 CHOS Cell. The max Lysis rate was approximately 30%.

## Submit a product review to Biocompare.com

Submit a review of this product to Biocompare.com to receive a $20 Amazon.com giftcard! Your reviews help your fellow scientists make the right decisions. Thank you for your contribution.

Anti-GPC3 / Glypican-3 Reference Antibody (codrituzumab)

For Research Use Only. Not for use in diagnostic procedures.