

## Anti-MLANA/Mart 1 Rabbit Monoclonal Antibody

Catalog Number: M02033-1


### Overview

Product Name	Anti-MLANA/Mart 1 Rabbit Monoclonal Antibody
Reactive Species	Human
Description	Boster Bio Anti-MLANA/Mart 1 Rabbit Monoclonal Antibody catalog # M02033-1. Tested in WB, IHC, ICC/IF, Flow Cytometry applications. This antibody reacts with Human.
Application	Flow Cytometry, IF, IHC, ICC, WB
Clonality	Monoclonal EGG-13
Formulation	Rabbit IgG in stabilizing components, phosphate buffered saline, pH 7.4, 150mM NaCl, 0.02% sodium azide and 50% glycerol. *This antibody is supplied in a stabilized formulation. Compatibility with conjugation reactions depends on the chemistry of the conjugation method used. For conjugation methods that are not compatible with the stabilizing components present in this formulation, a carrier-free antibody format is required.
Storage Instructions	Store at -20°C for one year. For short term storage and frequent use, store at 4°C for up to one month. Avoid repeated freeze-thaw cycles.
Host	Rabbit
Uniprot ID	Q16655

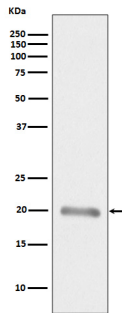
### Technical Details

Immunogen	A synthesized peptide derived from human MLANA
Isotype	Rabbit IgG
Form	Liquid
Concentration	0.5mg/ml
Purification	Affinity-chromatography
Suggested Dilutions	WB 1:500-2000 IHC 1:50-200 ICC/IF 1:50-200 FC 1:20

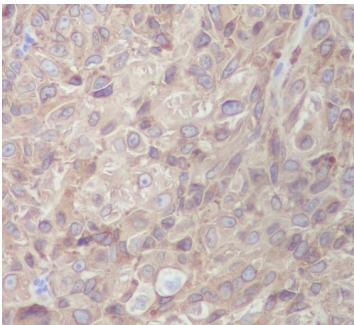
## Anti-MLANA/Mart 1 Rabbit Monoclonal Antibody (M02033-1) Images



All lanes use the Antibody at 1:1K dilution for 1 hour at room temperature.



Western blot analysis of MLANA expression in Human melanoma tissue lysate.



Immunohistochemical analysis of paraffin-embedded human melanoma, using MLANA Antibody.

### Submit a product review to [Biocompare.com](https://www.biocompare.com)

Submit a review of this product to [Biocompare.com](https://www.biocompare.com) to receive a \$20 Amazon.com giftcard! Your reviews help your fellow scientists make the right decisions. Thank you for your contribution.



Anti-MLANA/Mart 1 Rabbit Monoclonal Antibody

For Research Use Only. Not for use in diagnostic procedures.