BOSTER
antibody and ELISA experts

BOSTER BIOLOGICAL TECHNOLOGY
3942 B Valley Ave, Pleasanton, CA 94566
888-466-3604 | support@bosterbio.com | www.bosterbio.com

Anti-Sprouty 2 SPRY2 Monoclonal Antibody

Catalog Number: M02089

Overview

Product Name	Anti-Sprouty 2 SPRY2 Monoclonal Antibody
Reactive Species	Human, Rat
Description	Boster Bio Anti-Sprouty 2 SPRY2 Monoclonal Antibody catalog # M02089. Tested in WB, IHC, ICC/IF, IP applications. This antibody reacts with Human, Rat.
Application	IP, IF, IHC, ICC, WB
Clonality	Monoclonal AFOH-19
Formulation	Rabbit IgG in stabilizing components, phosphate buffered saline, pH 7.4, 150mM NaCl, 0.02% sodium azide and 50% glycerol. *This antibody is supplied in a stabilized formulation. Compatibility with conjugation reactions depends on the chemistry of the conjugation method used. For conjugation methods that are not compatible with the stabilizing components present in this formulation, a carrier-free antibody format is required.
Storage Instructions	Store at -20°C for one year. For short term storage and frequent use, store at 4°C for up to one month. Avoid repeated freeze-thaw cycles.
Host	Rabbit
Uniprot ID	O43597

Technical Details

Immunogen	A synthesized peptide derived from human Sprouty 2 May function as an antagonist of fibroblast growth factor (FGF) pathways and may negatively modulate respiratory organogenesis.
Isotype	Rabbit IgG
Form	Liquid
Concentration	0.5mg/ml
Purification	Affinity-chromatography
Suggested Dilutions	WB 1:500-2000 IHC 1:50-200 ICC/IF 1:50-200 IP 1:50

BOSTER
antibody and ELISA experts

BOSTER BIOLOGICAL TECHNOLOGY
3942 B Valley Ave, Pleasanton, CA 94566
888-466-3604 | support@bosterbio.com | www.bosterbio.com

Anti-Sprouty 2 SPRY2 Monoclonal Antibody (M02089) Images

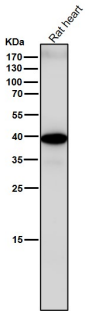

All lanes use the Antibody at 1:3K dilution for 1 hour at room temperature.

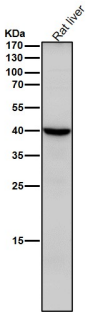

All lanes use the Antibody at 1:3K dilution for 1 hour at room temperature.

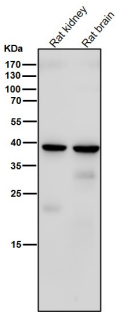

All lanes use the Antibody at 1:3K dilution for 1 hour at room temperature.

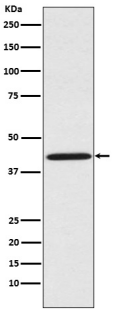

Western blot analysis of Sprouty 2 expression in HeLa cell lysate.

All lanes use the Antibody at 1:3K dilution for 1 hour at room temperature.

BOSTER
antibody and ELISA experts

BOSTER BIOLOGICAL TECHNOLOGY
3942 B Valley Ave, Pleasanton, CA 94566
888-466-3604 | support@bosterbio.com | www.bosterbio.com

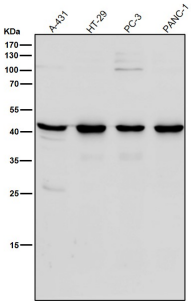

Submit a product review to Biocompare.com

Submit a review of this product to Biocompare.com to receive a $20 Amazon.com giftcard! Your reviews help your fellow scientists make the right decisions. Thank you for your contribution.

Biocompare PI: PRODUCT INVESTIGATOR

amazon.com $20

Anti-Sprouty 2 SPRY2 Monoclonal Antibody

For Research Use Only. Not for use in diagnostic procedures.