BOSTER BIOLOGICAL TECHNOLOGY
3942 B Valley Ave, Pleasanton, CA 94566
888-466-3604 | support@bosterbio.com | www.bosterbio.com

Anti-Arg2 Rabbit Monoclonal Antibody

Catalog Number: M02244-1

Submit a product review to Biocompare.com

Submit a review of this product to Biocompare.com to receive a $20 Amazon.com giftcard! Your reviews help your fellow scientists make the right decisions. Thank you for your contribution.

Overview

Product Name	Anti-Arg2 Rabbit Monoclonal Antibody
Reactive Species	Human
Description	Boster Bio Anti-Arg2 Rabbit Monoclonal Antibody catalog # M02244-1. Tested in WB, ICC/IF, Flow Cytometry applications. This antibody reacts with Human.
Application	Flow Cytometry, IF, ICC, WB
Clonality	Monoclonal 25A60
Formulation	Rabbit IgG in stabilizing components, phosphate buffered saline, pH 7.4, 150mM NaCl, 0.02% sodium azide and 50% glycerol. *This antibody is supplied in a stabilized formulation. Compatibility with conjugation reactions depends on the chemistry of the conjugation method used. For conjugation methods that are not compatible with the stabilizing components present in this formulation, a carrier-free antibody format is required.
Storage Instructions	Store at -20°C for one year. For short term storage and frequent use, store at 4°C for up to one month. Avoid repeated freeze-thaw cycles.
Host	Rabbit
Uniprot ID	P78540

Technical Details

Immunogen	A synthesized peptide derived from human Arg2
Isotype	IgG
Form	Liquid
Concentration	0.5mg/ml
Purification	Affinity-chromatography
Suggested Dilutions	WB, 1:500-2000

BOSTER BIOLOGICAL TECHNOLOGY
3942 B Valley Ave, Pleasanton, CA 94566
888-466-3604 | support@bosterbio.com | www.bosterbio.com

	ICC/IF, 1:50-200 FC, 1:50

BOSTER BIOLOGICAL TECHNOLOGY
3942 B Valley Ave, Pleasanton, CA 94566
888-466-3604 | support@bosterbio.com | www.bosterbio.com

Anti-Arg2 Rabbit Monoclonal Antibody (M02244-1) Images

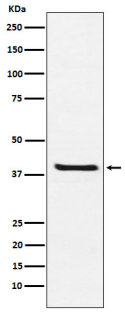

Western blot analysis of Arg2 expression in 293T cell lysate.

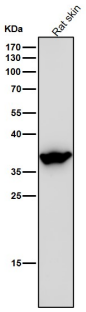

All lanes use the Antibody at 1:3K dilution for 1 hour at room temperature.

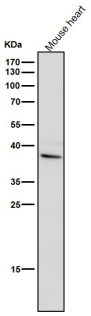

All lanes use the Antibody at 1:3K dilution for 1 hour at room temperature.

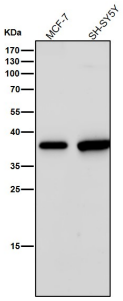

All lanes use the Antibody at 1:3K dilution for 1 hour at room temperature.

All lanes use the Antibody at 1:3K dilution for 1 hour at room temperature.

BOSTER BIOLOGICAL TECHNOLOGY
3942 B Valley Ave, Pleasanton, CA 94566
888-466-3604 | support@bosterbio.com | www.bosterbio.com

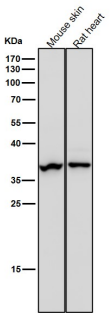

1 Publications Citing This Product

1. PubMed ID: 10.1007/s13770-021-00405-5, The Therapeutic Effects of Exosomes Derived from Human Umbilical Cord Mesenchymal Stem Cells on Scleroderma

Visit bosterbio.com/anti-arg2-rabbit-monoclonal-antibody-m02244-1-boster.html to see all 1 publications.

Anti-Arg2 Rabbit Monoclonal Antibody

For Research Use Only. Not for use in diagnostic procedures.