

Anti-FOLR1 / FRA Reference Antibody (farletuzumab)

Catalog Number: M02254-6

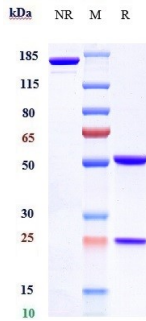
Overview

Product Name	Anti-FOLR1 / FRA Reference Antibody (farletuzumab)
Reactive Species	Human
Description	Boster Bio Anti-FOLR1 / FRA Reference Antibody (farletuzumab) (Catalog # M02254-6). Tested in Flow Cytometry, ELISA, FTA. This antibody reacts with Human. Endotoxin: < 0.699EU/ug,determined by LAL method. Expression system: CHO Cell
Application	ELISA, Flow Cytometry, Functional Assay, Kinetics
Clonality	Monoclonal
Formulation	Purified monoclonal antibody supplied in PBS, pH6.0, without preservative.This antibody is purified through a protein A column.
Storage Instructions	Maintain refrigerated at 2-8°C for up to 2 weeks. For long-term storage, aliquot and store at -20°C to avoid repeated freeze-thaw cycles.
Uniprot ID	P15328

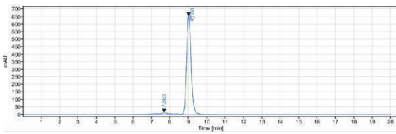
Technical Details

Isotype	IgG1
Form	Liquid


Anti-FOLR1 / FRA Reference Antibody (farletuzumab) (M02254-6) Images



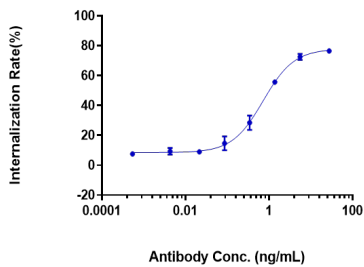
Anti-FOLR1/FRA Reference Antibody (farletuzumab) on SDS-PAGE under reducing (R) condition. The gel was stained with Coomassie Blue. The purity of the protein is greater than 95%



The purity of Anti-FOLR1/FRA Reference Antibody (farletuzumab) is more than 95.5%



Cyno FRalpha HEK293 cells were stained with Anti-FOLR1/FRA Reference Antibody (farletuzumab) and negative control protein respectively



The endocytosis ratio farletuzumab by Human FRalpha HEK 293 increased with the increase of antibody concentration

Submit a product review to Biocompare.com

Submit a review of this product to Biocompare.com to receive a \$20 Amazon.com giftcard! Your reviews help your fellow scientists make the right decisions. Thank you for your contribution.



Anti-FOLR1 / FRA Reference Antibody (farletuzumab)

For Research Use Only. Not for use in diagnostic procedures.