

Anti-AA2AR / Adenosine A2aR Reference Antibody (3F6-9G5)

Catalog Number: M02268-1

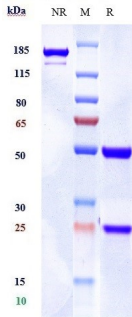
Overview

Product Name	Anti-AA2AR / Adenosine A2aR Reference Antibody (3F6-9G5)
Reactive Species	Human
Description	Boster Bio Anti-AA2AR / Adenosine A2aR Reference Antibody (3F6-9G5) (Catalog # M02268-1). Tested in Flow Cytometry, ELISA, FTA. This antibody reacts with Human. Endotoxin: < 0.701EU/ug,determined by LAL method. Expression system: CHO Cell
Application	ELISA, Flow Cytometry, Functional Assay, Kinetics
Clonality	Monoclonal
Formulation	Purified monoclonal antibody supplied in PBS, pH6.0, without preservative.This antibody is purified through a protein A column.
Storage Instructions	Maintain refrigerated at 2-8°C for up to 2 weeks. For long-term storage, aliquot and store at -20°C to avoid repeated freeze-thaw cycles.
Uniprot ID	P29274

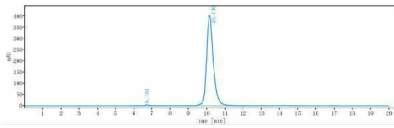
Technical Details

Isotype	IgG1
Form	Liquid

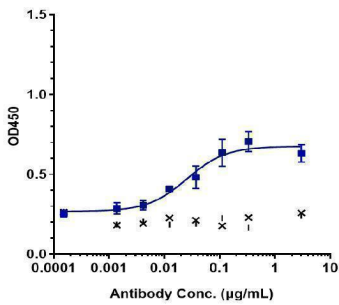
Anti-AA2AR / Adenosine A2aR Reference Antibody (3F6-9G5) (M02268-1) Images



Anti-AA2AR/Adenosine A2aR Reference Antibody (3F6-9G5) on SDS-PAGE under reducing (R) condition. The gel was stained with Coomassie Blue. The purity of the protein is greater than 95%



The purity of Anti-AA2AR/Adenosine A2aR Reference Antibody (3F6-9G5) is more than 98.85%



Immobilized human A2aR VLP at 2 µg/mL can bind Anti-AA2AR/Adenosine A2aR Reference Antibody (3F6-9G5)

Submit a product review to [Biocompare.com](https://www.biocompare.com)

Submit a review of this product to [Biocompare.com](https://www.biocompare.com) to receive a \$20 Amazon.com giftcard! Your reviews help your fellow scientists make the right decisions. Thank you for your contribution.



Anti-AA2AR / Adenosine A2aR Reference Antibody (3F6-9G5)

For Research Use Only. Not for use in diagnostic procedures.