

Anti-MASP2 Reference Antibody (narsoplimab)

Catalog Number: M02323-1

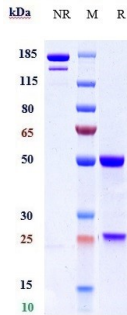
Overview

Product Name	Anti-MASP2 Reference Antibody (narsoplimab)
Reactive Species	Cynomolgus monkey, Human, Mouse, Rat
Description	Boster Bio Anti-MASP2 Reference Antibody (narsoplimab) (Catalog # M02323-1). Tested in Flow Cytometry, ELISA, FTA. This antibody reacts with Rat, Cynomolgus monkey, Human, Mouse. Endotoxin: < 0.705EU/ug,determined by LAL method. Expression system: CHO Cell
Application	ELISA, Flow Cytometry, Functional Assay, Kinetics
Clonality	Monoclonal
Formulation	Purified monoclonal antibody supplied in PBS, pH6.0, without preservative.This antibody is purified through a protein A column.
Storage Instructions	Maintain refrigerated at 2-8°C for up to 2 weeks. For long-term storage, aliquot and store at -20°C to avoid repeated freeze-thaw cycles.
Uniprot ID	O00187

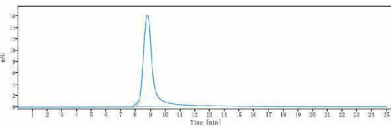
Technical Details

Isotype	IgG4
Form	Liquid

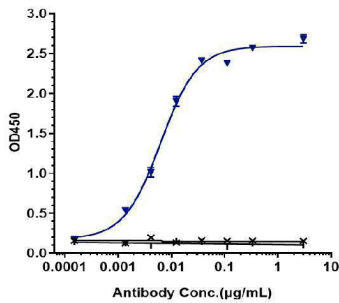
Anti-MASP2 Reference Antibody (narsoplimab) (M02323-1) Images



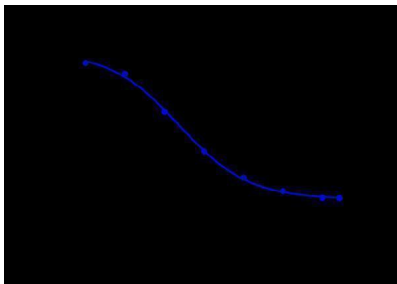
Anti-MASP2 Reference Antibody (narsoplimab) on SDS-PAGE under reducing (R) condition. The gel was stained with Coomassie Blue. The purity of the protein is greater than 95%



The purity of Anti-MASP2 Reference Antibody (narsoplimab) is more than 98.94%



Immobilized human MASP 2A His at 2 µg/mL can bind Anti-MASP2 Reference Antibody (narsoplimab)



C5b-C9 of the MBL pathway can be completely inhibited by Anti-MASP2 Reference Antibody (narsoplimab) with an IC₅₀ of 0.7337 µg/mL.

Submit a product review to [Biocompare.com](https://www.biocompare.com)

Submit a review of this product to [Biocompare.com](https://www.biocompare.com) to receive a \$20 Amazon.com giftcard! Your reviews help your fellow scientists make the right decisions. Thank you for your contribution.



Anti-MASP2 Reference Antibody (narsoplimab)

For Research Use Only. Not for use in diagnostic procedures.