

Anti-Catenin delta-1 Rabbit Monoclonal Antibody

Catalog Number: M02333-4

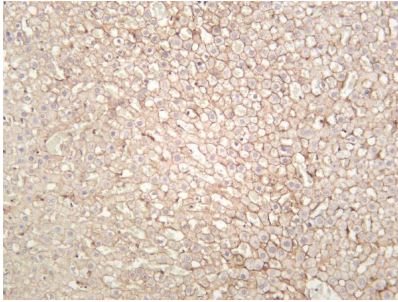
Overview

Product Name	Anti-Catenin delta-1 Rabbit Monoclonal Antibody
Reactive Species	Human, Mouse, Rat
Description	This Recombinant Rabbit Monoclonal Antibody detects endogenous levels of Catenin delta-1 protein. Validated for research with WB,IHC,IF,IP,ELISA applications. Anti Catenin delta-1 is reactive for Human, Mouse, Rat samples
Application	ELISA, IP, IF, IHC, WB
Clonality	Monoclonal
Formulation	PBS, 50% glycerol, 0.05% Proclin 300, 0.05% stabilizing protein This antibody is supplied in a stabilized formulation. Compatibility with conjugation reactions depends on the chemistry of the conjugation method used. For conjugation methods that are not compatible with the stabilizing components present in this formulation, a carrier-free antibody format is required.
Storage Instructions	Store at -20°C/1 year
Host	Rabbit
Uniprot ID	O60716

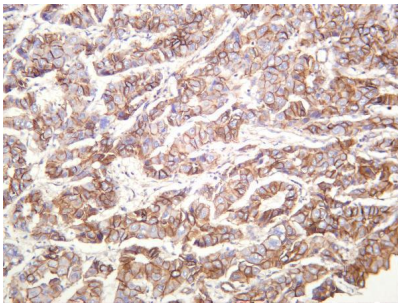
Technical Details

Isotype	IgG, Kappa
Purification	Protein A
Suggested Dilutions	IHC 1:200-1:1000 WB 1:1000-1:5000 IF 1:200-1:1000 ELISA 1:5000-1:20000 IP 1:50-1:200

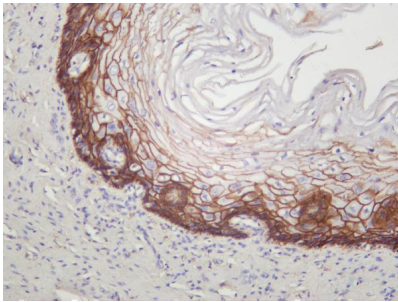
Anti-Catenin delta-1 Rabbit Monoclonal Antibody (M02333-4) Images



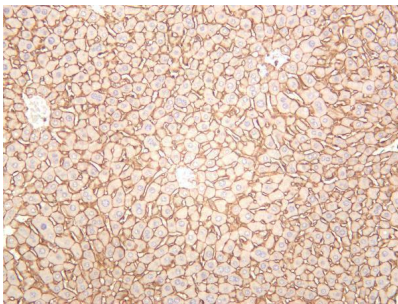
Rat liver was stained with anti-Catenin delta-1 rabbit antibody



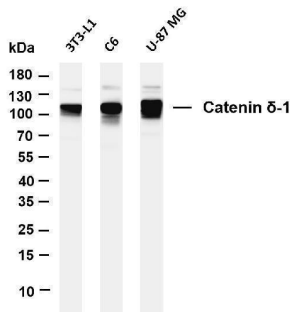
Human cervical squamous carcinoma was stained with anti-Catenin delta-1 rabbit antibody



Human hepatocellular carcinoma was stained with anti-Catenin delta-1 rabbit antibody



Mouse liver was stained with anti-Catenin delta-1 rabbit antibody



Various whole cell lysates were separated by 4-20% SDS-PAGE, and the membrane was blotted with anti-Catenin delta-1 antibody. The HRP-conjugated Goat anti-Rabbit IgG(H + L) antibody was used to detect the antibody. Lane 1: 3T3-L1 Lane 2: C6 Lane 3: U-87 MG Predicted band size: 108kDa Observed band size: 108kDa

Submit a product review to Biocompare.com

Submit a review of this product to Biocompare.com to receive a \$20 Amazon.com giftcard! Your reviews help your fellow scientists make the right decisions. Thank you for your contribution.



Anti-Catenin δ -1 Rabbit Monoclonal Antibody

For Research Use Only. Not for use in diagnostic procedures.