

Anti-IGFBP7 Monoclonal Antibody

Catalog Number: M02410

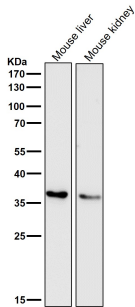
Overview

Product Name	Anti-IGFBP7 Monoclonal Antibody
Reactive Species	Human, Mouse, Rat
Description	Boster Bio Anti-IGFBP7 Monoclonal Antibody catalog # M02410. Tested in WB, IHC, ICC/IF, Flow Cytometry applications. This antibody reacts with Human, Mouse, Rat.
Application	Flow Cytometry, IF, IHC, ICC, WB
Clonality	Monoclonal AEDO-9
Formulation	Rabbit IgG in stabilizing components, phosphate buffered saline, pH 7.4, 150mM NaCl, 0.02% sodium azide and 50% glycerol. *This antibody is supplied in a stabilized formulation. Compatibility with conjugation reactions depends on the chemistry of the conjugation method used. For conjugation methods that are not compatible with the stabilizing components present in this formulation, a carrier-free antibody format is required.
Storage Instructions	Store at -20°C for one year. For short term storage and frequent use, store at 4°C for up to one month. Avoid repeated freeze-thaw cycles.
Host	Rabbit
Uniprot ID	Q16270

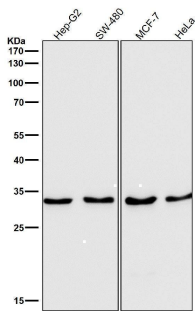
Technical Details

Immunogen	A synthesized peptide derived from human IGFBP7
Isotype	Rabbit IgG
Form	Liquid
Concentration	0.5mg/ml
Purification	Affinity-chromatography
Suggested Dilutions	WB 1:500-2000 IHC 1:50-200 ICC/IF 1:50-200 FC 1:200

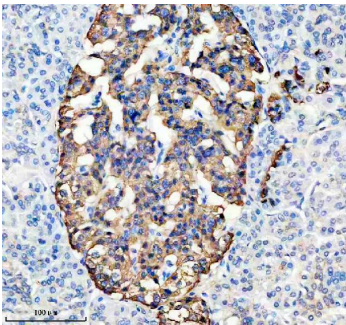
Anti-IGFBP7 Monoclonal Antibody (M02410) Images



All lanes use the Antibody at 1:5k dilution for 1 hour at room temperature.



Western blot analysis of IGFBP7 expression in SW480 cell lysate.



IHC analysis of IGFBP7 using anti-IGFBP7 antibody (M02410). IGFBP7 was detected in a paraffin-embedded section of human pancreas tissue. Heat mediated antigen retrieval was performed in EDTA buffer (pH 8.0, epitope retrieval solution). The tissue section was blocked with 10% goat serum. The tissue section was then incubated with 1:50 rabbit anti-IGFBP7 Antibody (M02410) overnight at 4°C. Peroxidase Conjugated Goat Anti-rabbit IgG was used as secondary antibody and incubated for 30 minutes at 37°C. The tissue section was developed using HRP Conjugated Rabbit IgG Super Vision Assay Kit (Catalog # SV0002) with DAB as the chromogen.

Submit a product review to [Biocompare.com](https://www.biocompare.com)

Submit a review of this product to [Biocompare.com](https://www.biocompare.com) to receive a \$20 Amazon.com giftcard! Your reviews help your fellow scientists make the right decisions. Thank you for your contribution.



Anti-IGFBP7 Monoclonal Antibody

For Research Use Only. Not for use in diagnostic procedures.