

Anti-Cytokeratin 7 Rabbit Monoclonal Antibody

Catalog Number: M02416-4

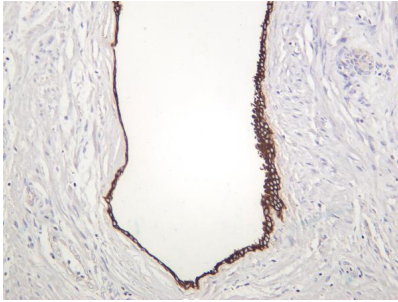
Overview

Product Name	Anti-Cytokeratin 7 Rabbit Monoclonal Antibody
Reactive Species	Human, Mouse, Rat
Description	This Recombinant Rabbit Monoclonal Antibody detects endogenous levels of Cytokeratin 7 protein. Validated for research with WB,IHC,IF,IP,ELISA applications. Anti Cytokeratin 7 is reactive for Human, Mouse, Rat samples
Application	ELISA, IP, IF, IHC, WB
Clonality	Monoclonal
Formulation	PBS, 50% glycerol, 0.05% Proclin 300, 0.05% stabilizing protein This antibody is supplied in a stabilized formulation. Compatibility with conjugation reactions depends on the chemistry of the conjugation method used. For conjugation methods that are not compatible with the stabilizing components present in this formulation, a carrier-free antibody format is required.
Storage Instructions	Store at -20°C/1 year
Host	Rabbit
Uniprot ID	P08729

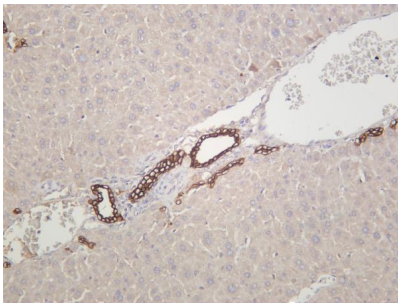
Technical Details

Isotype	IgG, Kappa
Purification	Protein A
Suggested Dilutions	IHC 1:1000-1:2000 WB 1:1000-1:5000 IF 1:200-1:1000 ELISA 1:5000-1:20000 IP 1:50-1:200

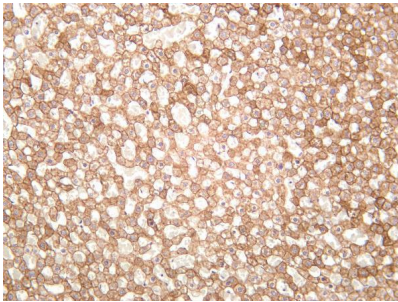
Anti-Cytokeratin 7 Rabbit Monoclonal Antibody (M02416-4) Images



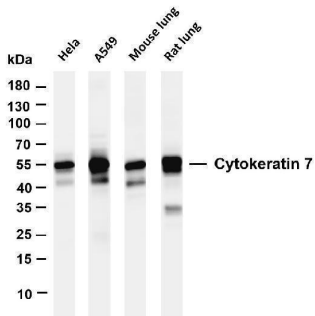
Human prostate was stained with anti-Cytokeratin 7 rabbit antibody



Mouse liver was stained with anti-Cytokeratin 7 rabbit antibody



Rat liver was stained with anti-Cytokeratin 7 rabbit antibody



Various whole cell lysates were separated by 4-20% SDS-PAGE, and the membrane was blotted with anti-Cytokeratin 7 antibody. The HRP-conjugated Goat anti-Rabbit IgG(H + L) antibody was used to detect the antibody. Lane 1: HeLa Lane 2: A549 Lane 3: Mouse lung Lane 4: Rat lung Predicted band size: 51kDa Observed band size: 55kDa

Submit a product review to [Biocompare.com](https://www.biocompare.com)

Submit a review of this product to [Biocompare.com](https://www.biocompare.com) to receive a \$20 Amazon.com giftcard! Your reviews help your fellow scientists make the right decisions. Thank you for your contribution.



For Research Use Only. Not for use in diagnostic procedures.