

Anti-FRA2 (FOSL2) Mouse Monoclonal Antibody [Clone ID: OTI2B4]

Catalog Number: M02615

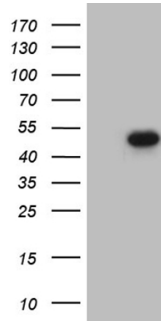
Overview

Product Name	Anti-FRA2 (FOSL2) Mouse Monoclonal Antibody [Clone ID: OTI2B4]
Reactive Species	Human, Mouse, Rat
Description	Boster Bio FOSL2 mouse monoclonal antibody, clone OTI2B4. Catalog# M02615. Tested in IHC, WB. This antibody reacts with Human, Mouse, Rat.
Application	IHC, WB
Clonality	Monoclonal OTI2B4
Formulation	PBS (pH 7.3) containing 1% stabilizing protein, 50% glycerol and 0.02% sodium azide. This antibody is supplied in a stabilized formulation. Compatibility with conjugation reactions depends on the chemistry of the conjugation method used. For conjugation methods that are not compatible with the stabilizing components present in this formulation, a carrier-free antibody format is required.
Storage Instructions	Store at -20°C as received.
Host	Mouse
Uniprot ID	P15408

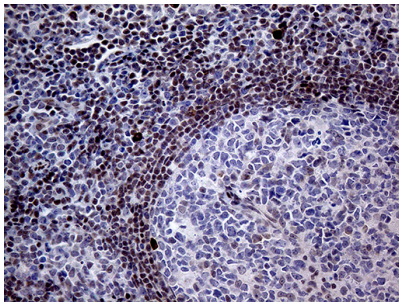
Technical Details

Immunogen	Human recombinant protein fragment corresponding to amino acids 110-326 of human FOSL2 (NP_005244) produced in E.coli.
Isotype	IgG1
Concentration	1 mg/ml
Purification	Purified from mouse ascites fluids or tissue culture supernatant by affinity chromatography (protein A/G)
Suggested Dilutions	WB 1:2000 IHC 1:2000

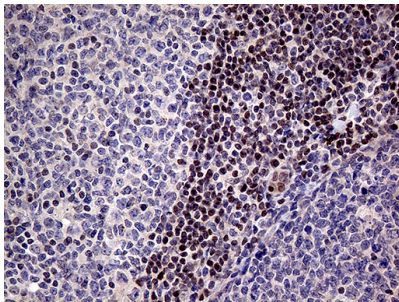
Anti-FRA2 (FOSL2) Mouse Monoclonal Antibody [Clone ID: OTI2B4] (M02615) Images



HEK293T cells were transfected with the pCMV6-ENTRY control (Left lane) or pCMV6-ENTRY FOSL2 (Right lane) cDNA for 48 hrs and lysed. Equivalent amounts of cell lysates (5 ug per lane) were separated by SDS-PAGE and immunoblotted with anti-FOSL2 (1:2000).



Immunohistochemical staining of paraffin-embedded Human lymph node tissue within the normal limits using anti-FOSL2 mouse monoclonal antibody. (Heat-induced epitope retrieval by 1mM EDTA in 10mM Tris buffer (pH8.5) at 120°C for 3min)



Immunohistochemical staining of paraffin-embedded Human tonsil within the normal limits using anti-FOSL2 mouse monoclonal antibody. (Heat-induced epitope retrieval by 1mM EDTA in 10mM Tris buffer (pH8.5) at 120°C for 3min)

Submit a product review to Biocompare.com

Submit a review of this product to Biocompare.com to receive a \$20 Amazon.com giftcard! Your reviews help your fellow scientists make the right decisions. Thank you for your contribution.



Anti-FRA2 (FOSL2) Mouse Monoclonal Antibody [Clone ID: OTI2B4]

For Research Use Only. Not for use in diagnostic procedures.