

Anti-TNFSF7 / CD27L / CD70 Reference Antibody (cusatuzumab)

Catalog Number: M02853-1

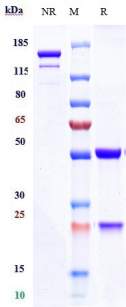
Overview

Product Name	Anti-TNFSF7 / CD27L / CD70 Reference Antibody (cusatuzumab)
Reactive Species	Cynomolgus monkey, Human, Mouse
Description	Boster Bio Anti-TNFSF7 / CD27L / CD70 Reference Antibody (cusatuzumab) (Catalog # M02853-1). Tested in Flow Cytometry, ELISA, FTA. This antibody reacts with Cynomolgus monkey, Human, Mouse. Endotoxin: < 0.750EU/ug,determined by LAL method. Expression system: CHO Cell
Application	ELISA, Flow Cytometry, Functional Assay, Kinetics
Clonality	Monoclonal
Formulation	Purified monoclonal antibody supplied in PBS, pH6.0, without preservative.This antibody is purified through a protein A column.
Storage Instructions	Maintain refrigerated at 2-8°C for up to 2 weeks. For long-term storage, aliquot and store at -20°C to avoid repeated freeze-thaw cycles.
Uniprot ID	P32970

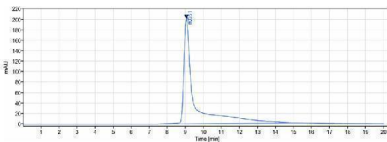
Technical Details

Isotype	IgG1
Form	Liquid

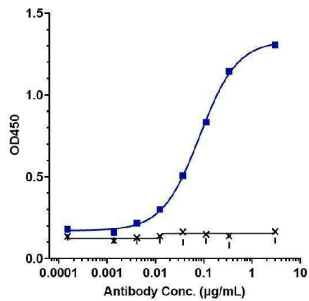
Anti-TNFSF7 / CD27L / CD70 Reference Antibody (cusatuzumab) (M02853-1) Images



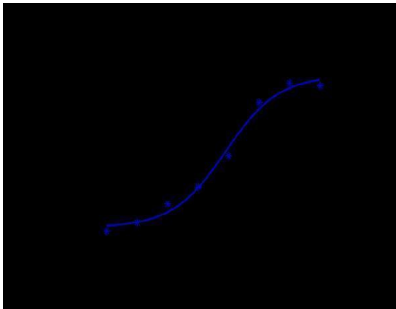
Anti-TNFSF7/CD27L/CD70 Reference Antibody (cusatuzumab) on SDS-PAGE under reducing (R) condition. The gel was stained with Coomassie Blue. The purity of the protein is greater than 95%



The purity of Anti-TNFSF7/CD27L/CD70 Reference Antibody (cusatuzumab) is more than 95%



Immobilized human CD70 FC at 4 µg/mL can bind Anti-TNFSF7/CD27L/CD70 Reference Antibody (cusatuzumab)



HL-60 cells were stained with Anti-TNFSF7/CD27L/CD70 Reference Antibody (cusatuzumab) and negative control protein respectively

Submit a product review to Biocompare.com

Submit a review of this product to Biocompare.com to receive a \$20 Amazon.com giftcard! Your reviews help your fellow scientists make the right decisions. Thank you for your contribution.



Anti-TNFSF7 / CD27L / CD70 Reference Antibody (cusatuzumab)

For Research Use Only. Not for use in diagnostic procedures.