

## Anti-TNFSF7 / CD27L / CD70 Reference Antibody (vorsetuzumab)

Catalog Number: M02853-3

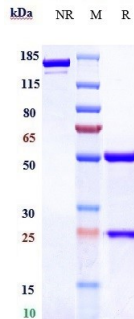
### Overview

Product Name	Anti-TNFSF7 / CD27L / CD70 Reference Antibody (vorsetuzumab)
Reactive Species	Human
Description	Boster Bio Anti-TNFSF7 / CD27L / CD70 Reference Antibody (vorsetuzumab) (Catalog # M02853-3). Tested in Flow Cytometry, ELISA, FTA. This antibody reacts with Human. Endotoxin: < 0.752EU/ug,determined by LAL method. Expression system: CHO Cell
Application	ELISA, Flow Cytometry, Functional Assay, Kinetics
Clonality	Monoclonal
Formulation	Purified monoclonal antibody supplied in PBS, pH6.0, without preservative.This antibody is purified through a protein A column.
Storage Instructions	Maintain refrigerated at 2-8°C for up to 2 weeks. For long-term storage, aliquot and store at -20°C to avoid repeated freeze-thaw cycles.
Uniprot ID	P32970

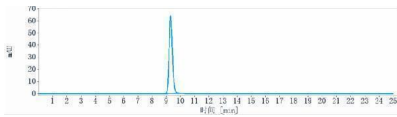
### Technical Details

Isotype	IgG1
Form	Liquid


## Anti-TNFSF7 / CD27L / CD70 Reference Antibody (vorsetuzumab) (M02853-3) Images



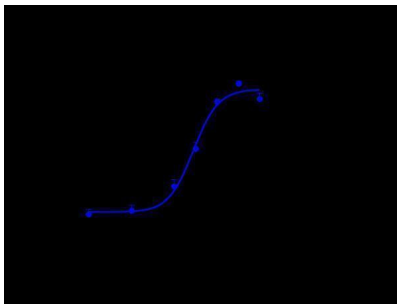
Anti-TNFSF7/CD27L/CD70 Reference Antibody (vorsetuzumab) on SDS-PAGE under reducing (R) condition. The gel was stained with Coomassie Blue. The purity of the protein is greater than 95%



The purity of Anti-TNFSF7/CD27L/CD70 Reference Antibody (vorsetuzumab) is more than 99.29%



HL-60 cells were stained with Anti-TNFSF7/CD27L/CD70 Reference Antibody (vorsetuzumab) and negative control protein respectively



The endocytosis ratio vorsetuzumab by 786-O increased with the increase of antibody concentration

**Submit a product review to [Biocompare.com](https://www.biocompare.com)**

Submit a review of this product to [Biocompare.com](https://www.biocompare.com) to receive a \$20 Amazon.com giftcard! Your reviews help your fellow scientists make the right decisions. Thank you for your contribution.



Anti-TNFSF7 / CD27L / CD70 Reference Antibody (vorsetuzumab)

For Research Use Only. Not for use in diagnostic procedures.