

Anti-TRAF4 Rabbit Monoclonal Antibody

Catalog Number: M03069

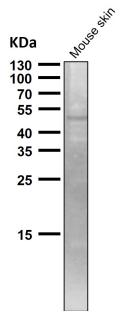
Overview

Product Name	Anti-TRAF4 Rabbit Monoclonal Antibody
Reactive Species	Human, Mouse
Description	Boster Bio Anti-TRAF4 Rabbit Monoclonal Antibody catalog # M03069. Tested in WB, ICC/IF, Flow Cytometry applications. This antibody reacts with Human, Mouse.
Application	Flow Cytometry, IF, ICC, WB
Clonality	Monoclonal BGH-20
Formulation	Rabbit IgG in stabilizing components, phosphate buffered saline, pH 7.4, 150mM NaCl, 0.02% sodium azide and 50% glycerol. *This antibody is supplied in a stabilized formulation. Compatibility with conjugation reactions depends on the chemistry of the conjugation method used. For conjugation methods that are not compatible with the stabilizing components present in this formulation, a carrier-free antibody format is required.
Storage Instructions	Store at -20°C for one year. For short term storage and frequent use, store at 4°C for up to one month. Avoid repeated freeze-thaw cycles.
Host	Rabbit
Uniprot ID	Q9BUZ4

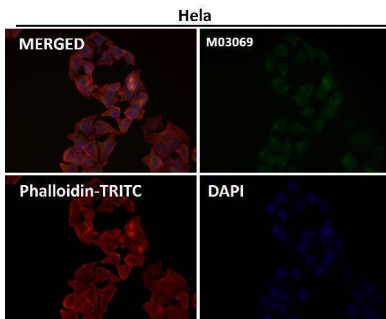
Technical Details

Immunogen	A synthesized peptide derived from human TRAF4
Isotype	Rabbit IgG
Form	Liquid
Concentration	0.5mg/ml
Purification	Affinity-chromatography
Suggested Dilutions	WB 1:500-2000 ICC/IF 1:50-200 FC 1:20

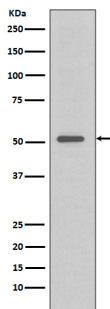
Anti-TRAF4 Rabbit Monoclonal Antibody (M03069) Images



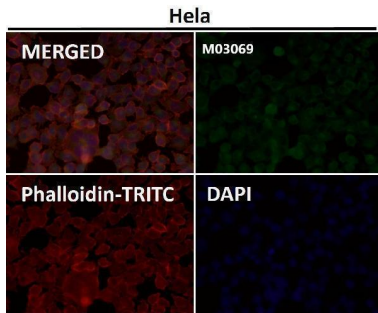
All lanes use the Antibody at 1:1K dilution for 1 hour at room temperature.



Immunofluorescent analysis using the Antibody at 1:150 dilution.



Western blot analysis of TRAF4 expression in HeLa cell lysate.



Immunofluorescent analysis using the Antibody at 1:50 dilution.

Submit a product review to Biocompare.com

Submit a review of this product to Biocompare.com to receive a \$20 Amazon.com giftcard! Your reviews help your fellow scientists make the right decisions. Thank you for your contribution.



Anti-TRAF4 Rabbit Monoclonal Antibody

For Research Use Only. Not for use in diagnostic procedures.