

Anti-NQO2 Rabbit Monoclonal Antibody

Catalog Number: M03112

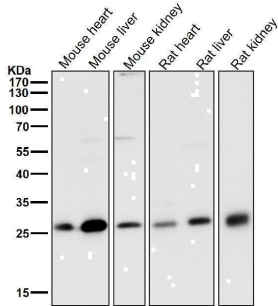
Overview

Product Name	Anti-NQO2 Rabbit Monoclonal Antibody
Reactive Species	Human, Mouse, Rat
Description	Boster Bio Anti-NQO2 Rabbit Monoclonal Antibody catalog # M03112. Tested in WB, Flow Cytometry applications. This antibody reacts with Human, Mouse, Rat.
Application	Flow Cytometry, WB
Clonality	Monoclonal FGA-14
Formulation	Rabbit IgG in stabilizing components, phosphate buffered saline, pH 7.4, 150mM NaCl, 0.02% sodium azide and 50% glycerol. *This antibody is supplied in a stabilized formulation. Compatibility with conjugation reactions depends on the chemistry of the conjugation method used. For conjugation methods that are not compatible with the stabilizing components present in this formulation, a carrier-free antibody format is required.
Storage Instructions	Store at -20°C for one year. For short term storage and frequent use, store at 4°C for up to one month. Avoid repeated freeze-thaw cycles.
Host	Rabbit
Uniprot ID	P16083

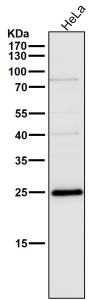
Technical Details

Immunogen	A synthesized peptide derived from human NQO2
Isotype	Rabbit IgG
Form	Liquid
Concentration	0.5mg/ml
Purification	Affinity-chromatography
Suggested Dilutions	WB 1:500-2000 FC 1:20

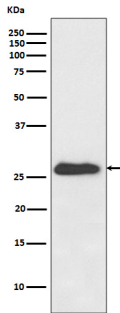
Anti-NQO2 Rabbit Monoclonal Antibody (M03112) Images



All lanes use the Antibody at 1:2K dilution for 1 hour at room temperature.



All lanes use the Antibody at 1:2K dilution for 1 hour at room temperature.



Western blot analysis of NQO2 expression in Mouse heart lysate.

Submit a product review to [Biocompare.com](https://www.biocompare.com)

Submit a review of this product to [Biocompare.com](https://www.biocompare.com) to receive a \$20 Amazon.com giftcard! Your reviews help your fellow scientists make the right decisions. Thank you for your contribution.



Anti-NQO2 Rabbit Monoclonal Antibody

For Research Use Only. Not for use in diagnostic procedures.