

## Anti-Catalase Rabbit Monoclonal Antibody

Catalog Number: M03123

### About CAT

Receptor for bradykinin. It is associated with G proteins that activate a phosphatidylinositol-calcium second messenger system.

### Overview

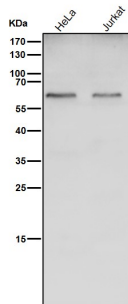
Product Name	Anti-Catalase Rabbit Monoclonal Antibody
Reactive Species	Human, Mouse, Rat
Description	Boster Bio Anti-Catalase Rabbit Monoclonal Antibody catalog # M03123. Tested in WB, IHC applications. This antibody reacts with Human, Mouse, Rat.
Application	IHC, WB
Clonality	Monoclonal AAGA-3
Formulation	Rabbit IgG in phosphate buffered saline, pH 7.4, 150mM NaCl, 0.02% sodium azide and 50% glycerol, 0.4-0.5mg/ml BSA.
Storage Instructions	Store at -20°C for one year. For short term storage and frequent use, store at 4°C for up to one month. Avoid repeated freeze-thaw cycles.
Host	Rabbit
Uniprot ID	P04040

### Technical Details

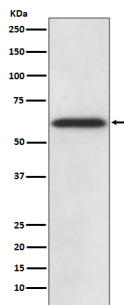
Immunogen	A synthesized peptide derived from human Catalase
Isotype	Rabbit IgG
Form	Liquid
Concentration	Actual concentration vary by lot. Use suggested dilution ratio to decide dilution procedure.
Purification	Affinity-chromatography
Suggested Dilutions	<p>Dilute the sample so that the expected range of concentrations fall within the detection range of this kit.</p> <p>If the expected range of concentration is unknown, a pilot test should be conducted to decide the optimal dilution ratio for your samples.</p> <p>Some PubMed article(s) citing the expression level of this target are as follows:</p> <p>Boster Bio's internal QC testing used:</p> <p>WB 1:500-1:1000</p> <p>IHC 1:50-1:200</p>



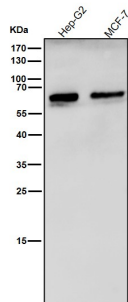
## Anti-Catalase Rabbit Monoclonal Antibody (M03123) Images



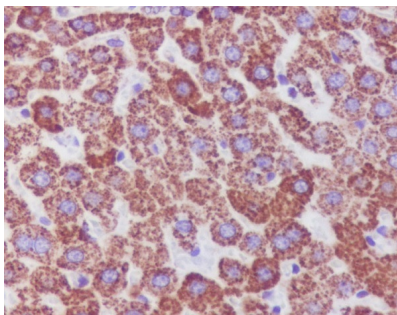
All lanes use the Antibody at 1:3K dilution for 1 hour at room temperature.



Western blot analysis of Catalase expression in HepG2 cell lysate.

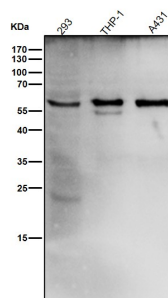


All lanes use the Antibody at 1:3K dilution for 1 hour at room temperature.



Immunohistochemical analysis of paraffin-embedded rat liver, using Catalase Antibody.

All lanes use the Antibody at 1:3K dilution for 1 hour at room temperature.



## Submit a product review to Biocompare.com

Submit a review of this product to Biocompare.com to receive a \$20 Amazon.com giftcard! Your reviews help your fellow scientists make the right decisions. Thank you for your contribution.



Anti-Catalase Rabbit Monoclonal Antibody