

Anti-Cytochrome p450 2J2 (CYP2J2) Mouse Monoclonal Antibody [Clone ID: OTI3A3]

Catalog Number: M03128-1

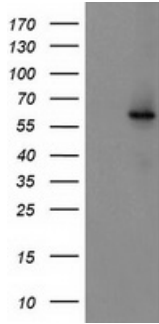
Overview

Product Name	Anti-Cytochrome p450 2J2 (CYP2J2) Mouse Monoclonal Antibody [Clone ID: OTI3A3]
Reactive Species	Human
Description	Boster Bio CYP2J2 (Cytochrome p450 2J2) mouse monoclonal antibody, clone OTI3A3 (formerly 3A3). Catalog# M03128-1. Tested in FC, IF, WB. This antibody reacts with Human.
Application	Flow Cytometry, IF, WB
Clonality	Monoclonal OTI3A3
Formulation	PBS (pH 7.3) containing 1% stabilizing protein, 50% glycerol and 0.02% sodium azide. This antibody is supplied in a stabilized formulation. Compatibility with conjugation reactions depends on the chemistry of the conjugation method used. For conjugation methods that are not compatible with the stabilizing components present in this formulation, a carrier-free antibody format is required.
Storage Instructions	Store at -20°C as received.
Host	Mouse
Uniprot ID	P51589

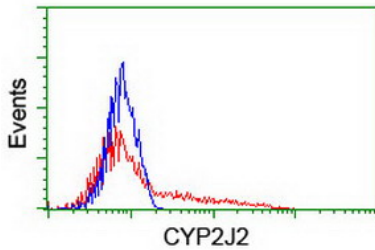
Technical Details

Immunogen	Full length human recombinant protein of human CYP2J2 (NP_000766) produced in HEK293T cell.
Isotype	IgG1
Concentration	0.52 mg/ml
Purification	Purified from mouse ascites fluids or tissue culture supernatant by affinity chromatography (protein A/G)
Suggested Dilutions	WB 1:500 IF 1:100 Flow Cytometry 1:100

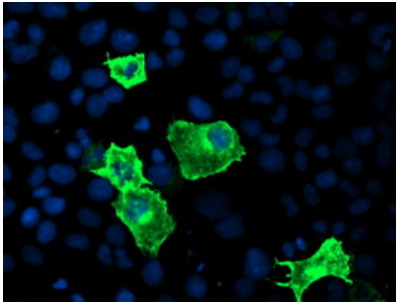
Anti-Cytochrome p450 2J2 (CYP2J2) Mouse Monoclonal Antibody [Clone ID: OTI3A3] (M03128-1) Images



HEK293T cells were transfected with the pCMV6-ENTRY control (Left lane) or pCMV6-ENTRY CYP2J2 (Right lane) cDNA for 48 hrs and lysed. Equivalent amounts of cell lysates (5 ug per lane) were separated by SDS-PAGE and immunoblotted with anti-CYP2J2.



HEK293T cells transfected with either CYP2J2 (Myc-DDK-tagged) overexpress plasmid (Red) or empty vector control plasmid (Blue) were immunostained by anti-CYP2J2 antibody (M03128-1)



Anti-CYP2J2 mouse monoclonal antibody (M03128-1) immunofluorescent staining of COS7 cells transiently transfected by pCMV6-ENTRY CYP2J2.

Submit a product review to [Biocompare.com](https://www.biocompare.com)

Submit a review of this product to [Biocompare.com](https://www.biocompare.com) to receive a \$20 Amazon.com giftcard! Your reviews help your fellow scientists make the right decisions. Thank you for your contribution.



Anti-Cytochrome p450 2J2 (CYP2J2) Mouse Monoclonal Antibody [Clone ID: OTI3A3]

For Research Use Only. Not for use in diagnostic procedures.